

**Instructor:** Benjamin Schrader  
**Campus:** University of Hawaii at Manoa  
**Course:** POLS 335

**Semester:** Summer II 2012  
**Department:** Political Science  
**Crn(Section):** 90692 (701)

#### 1. Class Level (pick one)

	Mean	N-Size	Std Dev		Freshman	Sophomore	Junior	Senior	Grad	Other
Campus	3.58	1937	1.19	Freq(%)	111 (6%)	183 (9%)	459 (24%)	829 (43%)	254 (13%)	83 (4%)
College	3.56	1105	1.16	Freq(%)	84 (8%)	134 (12%)	295 (26%)	500 (45%)	67 (6%)	35 (3%)
Division	3.57	673	1.14	Freq(%)	55 (8%)	58 (9%)	175 (26%)	320 (48%)	41 (6%)	14 (2%)
Department	3.50	58	0.94	Freq(%)	1 (2%)	0 (0%)	29 (40%)	25 (43%)	1 (2%)	1 (2%)
Your class	3.4	5	0.55	Freq(%)	0 (0%)	0 (0%)	3 (60%)	2 (40%)	0 (0%)	0 (0%)

#### 2. Course

	Mean	N-Size	Std Dev		Elective	Required
Campus	1.6	1937	0.55	Freq(%)	656 (34%)	1217 (62%)
College	1.56	1105	0.55	Freq(%)	425 (38%)	650 (59%)
Division	1.49	673	0.56	Freq(%)	501 (48%)	260 (39%)
Department	1.69	58	0.47	Freq(%)	18 (31%)	40 (69%)
Your class	1.0	5	0.45	Freq(%)	1 (20%)	4 (80%)

#### 3. The instructor demonstrated knowledge of course content

	Mean	N-Size	Std Dev		Strongly Disagree	Disagree	Neutral	Agree	Strongly Agree
Campus	4.0	1937	0.74	Freq(%)	5 (0%)	21 (1%)	97 (5%)	439 (23%)	1380 (71%)
College	4.52	1105	0.74	Freq(%)	4 (0%)	19 (2%)	49 (4%)	545 (49%)	794 (72%)
Division	4.55	673	0.82	Freq(%)	3 (0%)	11 (2%)	31 (5%)	166 (25%)	454 (67%)
Department	4.36	58	0.55	Freq(%)	0 (0%)	0 (0%)	0 (0%)	9 (14%)	50 (86%)
Your class	4.8	5	0.45	Freq(%)	0 (0%)	0 (0%)	0 (0%)	1 (20%)	4 (80%)

#### 4. The instructor fulfilled the goals of the course.

	Mean	N-Size	Std Dev		Strongly Disagree	Disagree	Neutral	Agree	Strongly Agree
Campus	4.52	1937	0.8	Freq(%)	15 (1%)	28 (1%)	111 (6%)	521 (27%)	1250 (65%)
College	4.53	1105	0.81	Freq(%)	5 (0%)	19 (2%)	58 (5%)	287 (26%)	728 (66%)
Division	4.49	673	0.86	Freq(%)	5 (0%)	11 (2%)	49 (6%)	176 (27%)	420 (62%)
Department	4.71	58	0.5	Freq(%)	0 (0%)	0 (0%)	1 (2%)	15 (26%)	42 (72%)
Your class	4.9	5	0.45	Freq(%)	0 (0%)	0 (0%)	0 (0%)	1 (20%)	4 (80%)

#### 5. The instructor communicated effectively

	Mean	N-Size	Std Dev		Strongly Disagree	Disagree	Neutral	Agree	Strongly Agree
Campus	4.35	1937	1.01	Freq(%)	34 (2%)	90 (4%)	174 (9%)	456 (24%)	1177 (61%)
College	4.33	1105	1.03	Freq(%)	21 (2%)	44 (4%)	97 (9%)	271 (25%)	661 (60%)
Division	4.31	673	1.06	Freq(%)	15 (2%)	29 (4%)	60 (9%)	164 (24%)	398 (59%)
Department	4.57	58	0.7	Freq(%)	0 (0%)	1 (2%)	4 (7%)	14 (24%)	39 (67%)
Your class	4.6	5	0.89	Freq(%)	0 (0%)	0 (0%)	1 (20%)	0 (0%)	4 (80%)

#### 6. I learned to apply principles from this course to new situations.

	Mean	N-Size	Std Dev		Strongly Disagree	Disagree	Neutral	Agree	Strongly Agree
Campus	4.36	718	0.94	Freq(%)	4 (1%)	21 (3%)	69 (10%)	205 (29%)	411 (57%)
College	4.34	695	0.96	Freq(%)	4 (1%)	21 (3%)	60 (10%)	196 (28%)	407 (59%)
Division	4.33	673	0.96	Freq(%)	4 (1%)	21 (3%)	63 (10%)	193 (29%)	379 (56%)
Department	4.43	58	1.11	Freq(%)	0 (0%)	0 (0%)	3 (14%)	7 (12%)	41 (71%)
Your class	4.6	5	0.80	Freq(%)	0 (0%)	0 (0%)	1 (20%)	0 (0%)	4 (80%)

7. I deepened my interest in the subject matter of this course.									
	Mean	N-Size	Std Dev		Strongly Disagree	Disagree	Neutral	Agree	Strongly Agree
Campus	4.25	886	1.03	Freq(%)	16 (2%)	21 (2%)	112 (13%)	220 (25%)	506 (57%)
College	4.26	773	1.06	Freq(%)	16 (2%)	19 (2%)	103 (13%)	166 (21%)	440 (57%)
Division	4.26	673	1.07	Freq(%)	15 (2%)	17 (3%)	93 (14%)	161 (24%)	378 (56%)
Department	4.66	NA	0.8	Freq(%)	6 (8%)	9 (9%)	6 (9%)	8 (11%)	49 (54%)
Your class	4.4	5	1.34	Freq(%)	0 (0%)	1 (20%)	0 (0%)	0 (0%)	4 (80%)

8. I was stimulated to discuss related topics outside of class.									
	Mean	N-Size	Std Dev		Strongly Disagree	Disagree	Neutral	Agree	Strongly Agree
Campus	4.16	884	1.04	Freq(%)	10 (1%)	40 (6%)	93 (14%)	165 (27%)	347 (51%)
College	4.16	773	1.04	Freq(%)	10 (1%)	40 (6%)	95 (14%)	163 (27%)	341 (51%)
Division	4.16	673	1.04	Freq(%)	10 (1%)	40 (6%)	95 (14%)	163 (27%)	341 (51%)
Department	4.66	60	0.79	Freq(%)	6 (8%)	9 (9%)	4 (7%)	12 (21%)	40 (60%)
Your class	4.2	5	1.3	Freq(%)	0 (0%)	1 (20%)	0 (0%)	1 (20%)	3 (60%)

9. I reconsidered many of my former attitudes.									
	Mean	N-Size	Std Dev		Strongly Disagree	Disagree	Neutral	Agree	Strongly Agree
Campus	3.86	673	1.11	Freq(%)	14 (2%)	33 (5%)	180 (27%)	164 (27%)	253 (58%)
College	3.86	673	1.11	Freq(%)	14 (2%)	33 (5%)	180 (27%)	164 (27%)	253 (58%)
Division	3.86	673	1.11	Freq(%)	14 (2%)	33 (5%)	180 (27%)	164 (27%)	253 (58%)
Department	3.86	60	0.89	Freq(%)	6 (8%)	9 (9%)	12 (20%)	18 (31%)	21 (26%)
Your class	4.2	5	1.3	Freq(%)	0 (0%)	1 (20%)	0 (0%)	1 (20%)	3 (60%)

10. I felt that this course challenged me intellectually.									
	Mean	N-Size	Std Dev		Strongly Disagree	Disagree	Neutral	Agree	Strongly Agree
Campus	4.34	386	0.9	Freq(%)	3 (1%)	10 (3%)	24 (6%)	145 (33%)	199 (52%)
College	4.06	341	0.9	Freq(%)	3 (1%)	10 (3%)	24 (7%)	120 (33%)	170 (51%)
Division	4.27	306	0.94	Freq(%)	3 (1%)	7 (3%)	11 (5%)	65 (41%)	97 (47%)
Department	4.47	60	0.71	Freq(%)	6 (8%)	1 (2%)	4 (7%)	20 (34%)	30 (57%)
Your class	4.2	5	1.1	Freq(%)	0 (0%)	0 (0%)	2 (40%)	0 (0%)	3 (60%)

11. Which aspects of the course were most valuable?									
Theories									
Watching the movies.									
Learning theoretical approaches coupled with application strategies through multimedia platforms was extremely effective in understanding the material.									
This is my first philosophy course so it was helpful to have Ben's further analysis of the reading material. I truly enjoyed his teaching style and feel like I learned a lot. I really enjoyed learning how to write more scholarly papers as well. It was hard to do but I know that I need to learn the correct way to cite and the proper format of writing papers.									
The in-class discussions were very enlightening.									

12. Which aspects of the course were least valuable?									
None.									
Too much discussion and too many readings.									
N/A									

13. The instructor makes good use of examples and illustrations.									
	Mean	N-Size	Std Dev		Strongly Disagree	Disagree	Neutral	Agree	Strongly Agree
Campus	4.27	749	1.0	Freq(%)	7 (1%)	27 (4%)	80 (11%)	226 (33%)	399 (53%)
College	4.27	720	1.01	Freq(%)	7 (1%)	27 (4%)	77 (11%)	221 (33%)	387 (53%)
Division	4.24	673	1.02	Freq(%)	7 (1%)	27 (4%)	76 (11%)	206 (31%)	348 (52%)
Department	4.4	NA	0.46	Freq(%)	6 (8%)	1 (9%)	6 (10%)	16 (23%)	35 (50%)
Your class	4.6	5	0.89	Freq(%)	0 (0%)	0 (0%)	1 (20%)	0 (0%)	4 (80%)

14. The instructor seems to enjoy teaching.									
	Mean	N-Size	Std Dev		Strongly Disagree	Disagree	Neutral	Agree	Strongly Agree
Campus	4.11	185	0.60	Freq(%)	0 (0%)	1 (1%)	23 (12%)	51 (28%)	110 (59%)
College	4.4	167	0.55	Freq(%)	0 (0%)	1 (1%)	10 (11%)	45 (28%)	96 (57%)
Division	4.37	155	0.58	Freq(%)	0 (0%)	1 (1%)	19 (12%)	47 (30%)	86 (55%)
Department	4.36	58	0.78	Freq(%)	0 (0%)	0 (0%)	1 (2%)	13 (22%)	43 (74%)
Your class	4.6	5	0.45	Freq(%)	0 (0%)	0 (0%)	0 (0%)	1 (20%)	4 (80%)

15. The instructor was able to explain concepts clearly and effectively.									
	Mean	N-Size	Std Dev		Strongly Disagree	Disagree	Neutral	Agree	Strongly Agree
Campus	4.24	880	1.1	Freq(%)	24 (3%)	37 (4%)	95 (11%)	251 (28%)	479 (54%)
College	4.16	733	1.1	Freq(%)	10 (2%)	23 (4%)	93 (11%)	216 (29%)	291 (39%)
Division	4.17	673	1.19	Freq(%)	18 (3%)	36 (4%)	78 (11%)	196 (29%)	244 (36%)
Department	4.52	58	0.73	Freq(%)	0 (0%)	1 (2%)	5 (9%)	14 (24%)	38 (66%)
Your class	4.6	5	0.45	Freq(%)	0 (0%)	0 (0%)	0 (0%)	1 (20%)	4 (80%)

16. The instructor stimulated me to think about the subject matter.									
	Mean	N-Size	Std Dev		Strongly Disagree	Disagree	Neutral	Agree	Strongly Agree
Campus	4.36	433	1.01	Freq(%)	10 (2%)	11 (3%)	36 (8%)	112 (26%)	250 (59%)
College	4.36	85	0.9	Freq(%)	0 (0%)	2 (2%)	0 (0%)	27 (32%)	47 (56%)
Division	4.36	85	0.9	Freq(%)	0 (0%)	2 (2%)	0 (0%)	27 (32%)	47 (56%)
Department	4.54	68	0.68	Freq(%)	0 (0%)	0 (0%)	2 (1%)	14 (24%)	36 (53%)
Your class	4.6	5	0.59	Freq(%)	0 (0%)	0 (0%)	1 (20%)	0 (0%)	4 (80%)

17. The instructor broadened my understanding and grasp of the subject.									
	Mean	N-Size	Std Dev		Strongly Disagree	Disagree	Neutral	Agree	Strongly Agree
Campus	4.36	222	0.9	Freq(%)	3 (1%)	4 (2%)	13 (6%)	38 (17%)	152 (73%)
College	4.31	165	0.64	Freq(%)	3 (2%)	1 (1%)	7 (4%)	30 (18%)	122 (75%)
Division	4.36	160	0.60	Freq(%)	2 (2%)	1 (1%)	6 (3%)	29 (20%)	70 (50%)
Department	4.37	68	0.6	Freq(%)	0 (0%)	0 (0%)	4 (7%)	11 (16%)	42 (74%)
Your class	4.6	5	0.69	Freq(%)	0 (0%)	0 (0%)	1 (20%)	0 (0%)	4 (80%)

18. The instructor treated students fairly.									
	Mean	N-Size	Std Dev		Strongly Disagree	Disagree	Neutral	Agree	Strongly Agree
Campus	4.52	902	0.68	Freq(%)	11 (1%)	12 (1%)	44 (5%)	219 (24%)	607 (67%)
College	4.55	708	0.65	Freq(%)	5 (1%)	6 (1%)	33 (5%)	171 (24%)	433 (68%)
Division	4.55	673	0.64	Freq(%)	5 (1%)	7 (1%)	32 (5%)	185 (25%)	437 (66%)
Department	4.75	50	0.50	Freq(%)	0 (0%)	1 (2%)	0 (0%)	9 (18%)	40 (80%)
Your class	4.4	5	1.54	Freq(%)	0 (0%)	1 (20%)	0 (0%)	0 (0%)	4 (80%)

19. The instructor's feedback about my writing helped me become a better writer.									
	Mean	N-Size	Std Dev		Strongly Disagree	Disagree	Neutral	Agree	Strongly Agree
Campus	3.31	780	1.13	Freq(%)	14 (2%)	37 (5%)	203 (27%)	184 (24%)	316 (40%)
College	3.31	719	1.13	Freq(%)	13 (2%)	34 (5%)	193 (28%)	176 (24%)	236 (33%)
Division	3.35	673	1.15	Freq(%)	13 (2%)	33 (5%)	187 (28%)	164 (24%)	254 (39%)
Department	4.21	58	0.61	Freq(%)	0 (0%)	0 (0%)	14 (24%)	18 (31%)	26 (45%)
Your class	4.4	5	0.60	Freq(%)	0 (0%)	0 (0%)	1 (20%)	1 (20%)	3 (60%)

20. The instructor was thoughtful and precise in response to questions.									
	Mean	N-Size	Std Dev		Strongly Disagree	Disagree	Neutral	Agree	Strongly Agree
Campus	4.11	76	1.11	Freq(%)	0 (0%)	1 (1%)	4 (5%)	19 (25%)	40 (54%)
College	4.35	68	0.76	Freq(%)	0 (0%)	0 (0%)	1 (2%)	15 (26%)	41 (71%)
Division	4.36	58	0.79	Freq(%)	0 (0%)	0 (0%)	1 (2%)	15 (26%)	41 (71%)
Department	4.52	58	0.79	Freq(%)	0 (0%)	0 (0%)	1 (2%)	15 (26%)	41 (71%)
Your class	4.6	5	0.45	Freq(%)	0 (0%)	0 (0%)	0 (0%)	1 (20%)	4 (80%)



21. The amount of work required is appropriate for the credit received.

	Mean	N-Size	Std Dev		Strongly Disagree	Disagree	Neutral	Agree	Strongly Agree
Campus	4.98	300	0.05	Freq(%)	11 (1%)	13 (2%)	55 (7%)	264 (25%)	402 (57%)
College	4.98	790	0.05	Freq(%)	11 (1%)	13 (2%)	55 (7%)	265 (23%)	444 (56%)
Division	4.91	373	0.09	Freq(%)	11 (3%)	13 (2%)	46 (7%)	216 (23%)	374 (50%)
Department	4.85	50	0.75	Freq(%)	0 (0%)	3 (2%)	9 (5%)	14 (24%)	29 (47%)
Your class	4.9	5	0.00	Freq(%)	0 (0%)	0 (0%)	1 (20%)	0 (0%)	4 (80%)

22. How can the instructor improve the teaching of this course?

In lectures. Not just discussion.

The only struggle I encountered was the intensity of the schedule as a product of the summer format, given a full semester this would not have been a problem.

N/A

23. Global appraisal: Considering everything how would rate this INSTRUCTOR?

	Mean	N-Size	Std Dev		Very Poor	Poor	Average	Good	Excellent
Campus	4.98	374	1.04	Freq(%)	0 (1%)	11 (2%)	54 (9%)	131 (23%)	300 (80%)
College	4.49	349	1.01	Freq(%)	0 (0%)	3 (1%)	32 (9%)	86 (23%)	238 (64%)
Division	4.00	240	1.10	Freq(%)	0 (0%)	3 (1%)	30 (12%)	60 (25%)	141 (50%)
Department	4.50	50	0.00	Freq(%)	0 (0%)	0 (0%)	4 (7%)	14 (24%)	29 (57%)
Your class	4.0	5	0.00	Freq(%)	0 (0%)	0 (0%)	1 (20%)	0 (0%)	4 (80%)

24. Assignments make students think

	Mean	N-Size	Std Dev		Strongly Disagree	Disagree	Neutral	Agree	Strongly Agree
Campus	4.45	720	0.00	Freq(%)	0 (0%)	0 (1%)	34 (5%)	240 (34%)	400 (50%)
College	4.45	720	0.00	Freq(%)	0 (0%)	0 (1%)	34 (5%)	240 (34%)	400 (50%)
Division	4.45	370	0.00	Freq(%)	0 (0%)	0 (1%)	29 (4%)	234 (35%)	301 (50%)
Department	4.50	50	0.05	Freq(%)	0 (0%)	1 (2%)	2 (0%)	20 (34%)	25 (50%)
Your class	4.4	5	1.04	Freq(%)	0 (0%)	1 (20%)	0 (0%)	0 (0%)	4 (80%)

25. Exams are reasonable in length and difficulty

	Mean	N-Size	Std Dev		Strongly Disagree	Disagree	Neutral	Agree	Strongly Agree
Campus	4.00	790	1.10	Freq(%)	0 (1%)	23 (4%)	125 (16%)	194 (25%)	300 (47%)
College	4.00	790	1.10	Freq(%)	0 (1%)	23 (4%)	125 (16%)	194 (25%)	300 (47%)
Division	4.00	370	1.17	Freq(%)	7 (1%)	23 (5%)	117 (17%)	185 (27%)	300 (40%)
Department	4.00	50	1.10	Freq(%)	0 (0%)	0 (0%)	10 (17%)	10 (20%)	29 (57%)
Your class	4.0	5	0.00	Freq(%)	0 (0%)	0 (0%)	1 (20%)	0 (0%)	4 (80%)

26. Global appraisal: Considering everything how would you rate this COURSE?

	Mean	N-Size	Std Dev		Very Poor	Poor	Average	Good	Excellent
Campus	4.39	479	1.17	Freq(%)	5 (1%)	10 (2%)	94 (7%)	115 (24%)	257 (52%)
College	4.45	312	1.09	Freq(%)	0 (0%)	3 (1%)	17 (5%)	75 (23%)	208 (57%)
Division	4.26	180	1.32	Freq(%)	0 (0%)	3 (2%)	11 (6%)	49 (24%)	111 (52%)
Department	4.5	50	1.12	Freq(%)	0 (0%)	1 (2%)	6 (10%)	10 (17%)	33 (57%)
Your class	4.5	5	1.34	Freq(%)	0 (0%)	1 (20%)	0 (0%)	0 (0%)	4 (80%)

27. My overall evaluation of this course is...

Very good

Below average.

Thorough in scope and broadened my perspectives

Challenging and stimulating.

AWESOME.

28. Other comments:

Benjamin is a nice instructor and a likeable person.

Instructor: Benjamin Schrader  
Campus: University of Hawaii at Manoa  
Course: POLS 110

Semester: Fall 2012  
Department: Political Science  
Crn(Section): 79169 (005)

#### 1. Class Level (pick one)

	Mean	N-Size	Std Dev		Freshman	Sophomore	Junior	Senior	Grad	Other
Campus	3.2	30089	1.36	Freq(%)	3559 (12%)	4417 (15%)	7123 (24%)	8149 (28%)	4351 (15%)	612 (2%)
College	2.94	15750	1.31	Freq(%)	2523 (16%)	3816 (24%)	3763 (24%)	4931 (31%)	1176 (7%)	179 (1%)
Division	2.97	8229	1.33	Freq(%)	1140 (14%)	909 (11%)	1655 (20%)	1877 (23%)	817 (10%)	52 (1%)
Department	3.23	564	1.3	Freq(%)	69 (12%)	50 (9%)	150 (27%)	139 (24%)	37 (6%)	5 (1%)
Your class	1.77	22	1.07	Freq(%)	13 (59%)	3 (14%)	4 (18%)	2 (9%)	0 (0%)	0 (0%)

#### 2. Course

	Mean	N-Size	Std Dev		Elective	Required
Campus	1.65	30089	0.90	Freq(%)	7917 (26%)	20068 (66%)
College	1.62	15750	0.85	Freq(%)	4559 (29%)	10343 (66%)
Division	1.55	8229	0.57	Freq(%)	2234 (27%)	3687 (45%)
Department	1.49	564	0.6	Freq(%)	257 (46%)	276 (49%)
Your class	1.48	22	0.51	Freq(%)	12 (55%)	10 (45%)

#### 3. The instructor demonstrated knowledge of course content.

	Mean	N-Size	Std Dev		Strongly Disagree	Disagree	Neutral	Agree	Strongly Agree
Campus	4.62	30089	0.74	Freq(%)	163 (1%)	226 (1%)	1330 (5%)	6645 (22%)	2150 (7%)
College	4.57	15750	0.77	Freq(%)	54 (1%)	127 (1%)	835 (6%)	3733 (24%)	10303 (66%)
Division	4.58	8229	0.70	Freq(%)	26 (1%)	68 (1%)	232 (5%)	1485 (24%)	4319 (60%)
Department	4.78	564	0.6	Freq(%)	4 (1%)	3 (1%)	9 (2%)	77 (14%)	479 (85%)
Your class	4.5	22	0.91	Freq(%)	1 (5%)	0 (0%)	0 (0%)	7 (32%)	14 (64%)

#### 4. The instructor fulfilled the goals of the course.

	Mean	N-Size	Std Dev		Strongly Disagree	Disagree	Neutral	Agree	Strongly Agree
Campus	4.47	30089	0.64	Freq(%)	239 (1%)	458 (2%)	2117 (7%)	8280 (28%)	18778 (62%)
College	4.43	15750	0.67	Freq(%)	141 (1%)	242 (2%)	1251 (8%)	4541 (29%)	9169 (60%)
Division	4.43	8229	0.65	Freq(%)	52 (1%)	109 (2%)	429 (7%)	1843 (22%)	3796 (46%)
Department	4.69	564	0.62	Freq(%)	6 (1%)	4 (1%)	22 (4%)	125 (22%)	407 (73%)
Your class	4.27	22	0.64	Freq(%)	1 (5%)	0 (0%)	1 (5%)	10 (45%)	10 (45%)

#### 5. The instructor communicated effectively.

	Mean	N-Size	Std Dev		Strongly Disagree	Disagree	Neutral	Agree	Strongly Agree
Campus	4.3	30089	1.01	Freq(%)	567 (2%)	1300 (4%)	3133 (10%)	7700 (26%)	17175 (57%)
College	4.27	15750	1.03	Freq(%)	319 (2%)	648 (4%)	1803 (11%)	4192 (27%)	8709 (56%)
Division	4.25	8229	1.07	Freq(%)	141 (2%)	281 (5%)	674 (11%)	1623 (20%)	3446 (55%)
Department	4.52	564	0.85	Freq(%)	8 (1%)	10 (2%)	37 (7%)	124 (22%)	387 (68%)
Your class	4.41	22	0.90	Freq(%)	1 (5%)	0 (0%)	1 (5%)	7 (32%)	13 (59%)

#### 6. I felt that this course challenged me intellectually.

	Mean	N-Size	Std Dev		Strongly Disagree	Disagree	Neutral	Agree	Strongly Agree
Campus	4.3	4941	1.01	Freq(%)	70 (2%)	142 (3%)	435 (10%)	1244 (25%)	2400 (50%)
College	4.29	3666	1.01	Freq(%)	66 (2%)	120 (3%)	363 (10%)	1061 (29%)	2014 (55%)
Division	4.27	2065	1.02	Freq(%)	57 (2%)	70 (3%)	330 (11%)	693 (28%)	1115 (55%)
Department	4.53	564	0.82	Freq(%)	7 (1%)	9 (2%)	30 (5%)	133 (24%)	378 (67%)
Your class	4.09	22	0.97	Freq(%)	1 (5%)	0 (0%)	3 (14%)	10 (45%)	8 (36%)

**7. The instructor seems to enjoy teaching.**

	Mean	N-Size	Std Dev		Strongly Disagree	Disagree	Neutral	Agree	Strongly Agree
Campus	4.49	3653	0.9	Freq(%)	27 (1%)	34 (1%)	179 (7%)	632 (24%)	1763 (66%)
College	4.48	2433	0.9	Freq(%)	26 (1%)	33 (1%)	156 (7%)	583 (24%)	1593 (66%)
Division	4.5	1438	0.9	Freq(%)	20 (1%)	21 (1%)	32 (6%)	533 (22%)	1013 (68%)
Department	4.56	554	0.77	Freq(%)	4 (1%)	2 (0%)	14 (6%)	113 (20%)	429 (75%)
Your class	4.36	22	0.95	Freq(%)	1 (5%)	0 (0%)	1 (5%)	9 (30%)	11 (50%)

**8. The instructor was able to explain concepts clearly and effectively.**

	Mean	N-Size	Std Dev		Strongly Disagree	Disagree	Neutral	Agree	Strongly Agree
Campus	4.39	3937	0.99	Freq(%)	108 (1%)	294 (3%)	739 (8%)	2213 (28%)	4549 (59%)
College	4.28	4080	1.03	Freq(%)	98 (1%)	130 (3%)	392 (10%)	1203 (30%)	2174 (54%)
Division	4.21	2934	1.09	Freq(%)	53 (2%)	119 (4%)	324 (11%)	602 (28%)	1073 (53%)
Department	4.64	554	0.9	Freq(%)	9 (2%)	12 (2%)	14 (8%)	139 (25%)	357 (63%)
Your class	3.95	22	1.06	Freq(%)	1 (5%)	0 (0%)	3 (27%)	7 (32%)	8 (36%)

**9. The instructor stimulated me to think about the subject matter.**

	Mean	N-Size	Std Dev		Strongly Disagree	Disagree	Neutral	Agree	Strongly Agree
Campus	4.3	6634	1.0	Freq(%)	122 (2%)	310 (3%)	641 (10%)	1671 (26%)	3631 (66%)
College	4.64	1090	0.94	Freq(%)	14 (1%)	23 (2%)	76 (7%)	277 (26%)	679 (63%)
Division	4.5	907	0.97	Freq(%)	9 (1%)	15 (2%)	59 (7%)	223 (25%)	591 (66%)
Department	4.5	554	0.57	Freq(%)	7 (1%)	12 (2%)	36 (6%)	129 (23%)	377 (67%)
Your class	4.0	22	1.1	Freq(%)	1 (5%)	1 (5%)	4 (18%)	7 (32%)	9 (41%)

**10. The instructor broadened my understanding and grasp of the subject.**

	Mean	N-Size	Std Dev		Strongly Disagree	Disagree	Neutral	Agree	Strongly Agree
Campus	4.46	3554	0.99	Freq(%)	37 (1%)	96 (3%)	240 (7%)	951 (27%)	2239 (63%)
College	4.47	2047	0.97	Freq(%)	21 (1%)	39 (2%)	142 (7%)	533 (26%)	1293 (63%)
Division	4.43	1136	0.9	Freq(%)	14 (1%)	25 (2%)	34 (7%)	312 (27%)	693 (61%)
Department	4.53	554	0.92	Freq(%)	6 (1%)	10 (2%)	32 (6%)	137 (24%)	377 (67%)
Your class	4.09	22	1.06	Freq(%)	1 (5%)	1 (5%)	2 (9%)	9 (41%)	9 (41%)

**11. The instructor was thoughtful and precise in response to questions.**

	Mean	N-Size	Std Dev		Strongly Disagree	Disagree	Neutral	Agree	Strongly Agree
Campus	4.56	1743	0.92	Freq(%)	11 (1%)	27 (2%)	30 (5%)	407 (23%)	1204 (69%)
College	4.53	575	0.95	Freq(%)	5 (1%)	9 (2%)	29 (5%)	141 (25%)	383 (67%)
Division	4.53	575	0.95	Freq(%)	5 (1%)	9 (2%)	29 (5%)	141 (25%)	383 (67%)
Department	4.52	554	0.95	Freq(%)	5 (1%)	9 (2%)	29 (5%)	139 (25%)	377 (67%)
Your class	4.23	22	0.92	Freq(%)	1 (5%)	0 (0%)	1 (5%)	11 (50%)	9 (41%)



12. What did you find most valuable and helpful about the instructor?
He's very kind and understanding, without losing the respect of his entire class. He took a great amount of interest in his his teaching, which was visible in the class. He was also the easiest to speak with of all my teachers.
He's very knowledgeable in what he teaches and always forces us to look in between the lines and get to the bottom of the text. I like that he actually forces to think analytically about the text. He was also very passionate about what he teaches, and didn't get his own personal beliefs mixed into his lectures that much.
Den was able to explain difficult topics which came up regularly in this course.
I felt he was willing to work with the class, even if the class wasn't taking the subject matter extremely seriously.
Always available for advice on the class, specific with what he asks of you, cool guy, funny.
N/A
His friendliness and understanding of topics.
Very good at finding the political aspects of things. Thoughtful and helpful.
I like that I felt pretty comfortable in the class. I wasn't too nervous to speak up and participate in class discussions. It was a class in which I could engage myself in further understanding the material.
The reading made me feel more intelligent, but it was hard so I'm happy he didn't give us quizzes.
He requires participation from all the students.
I rather liked the online forum post assignments we had. It required us to read other people's views and to think about them and come up with a response. I felt this helped us to broaden our views of that particular subject matter and how it relates to the overall topic of the course. I also enjoyed our elections debate we had. I felt it was a good way to learn about a rather in-depth topic. I think it would have helped and made it easier to learn the other topics we covered through various debates on the issues discussed. I think having us present certain materials also helped us understand the topics. It probably would have been more effective if everyone had a part in it, such as the rest of the class writing something about what we learned or a game played that required us to really pay attention to the presenters.
Benjamin Schrader makes the class easy enough for every single one of his students to pass.
He had his own notes on the readings and that made understanding his assignments a lot easier. Also included a little bit of personal experience as examples so that students were understanding the material better.
The topics that he taught in class were very interesting to learn about.
Ben was very approachable throughout the course. He was very well-informed about the subject, and provided supplementary details about the things that he assigned us to read. He truly has a passion for Political Science. He was also able to explain more difficult concepts in plain language, without "dumbing it down" too much.

13. What did you find least valuable and helpful about the instructor?
This question hasn't come to mind throughout the entirety of the course, and I find it difficult to find an answer. The only difficulties I encountered were through Laulima, which could be revised and improved (especially with what UH Mānoa has to offer).
At times it was really overwhelming and harsh with the amount of analysis that we had to do, but in the long run it seemed to be worth it. Sometimes he kind of breezes by the lectures too.
He needs to be able to control class discussions, sometimes others can feel it reentered by what other students are saying and what their opinions are.
Some times it was difficult to take notes for the lectures.
Nothing
N/A
I didn't feel too challenged to become involved in the political world.
Nothing
Nothing
He's into class discussions.
Absolutely nothing.
The readings were a bit hard to understand, but I like how we discussed them in class to clear any confusion or misunderstandings.
Not a comment on Den himself, but being in an actual Poli Sci class made me realize that I won't be taking any more Poli Sci classes in the future. The readings were often tedious (interesting, but tedious) and more philosophical than I expected.
n/a

14. Global appraisal: Considering everything how would rate this INSTRUCTOR?

	Mean	N-Give	Grd Desc	Very Poor	Poor	Average	Good	Excellent	
Computer	4.12	6378	1.02	Freq(%)	80 (1%)	184 (2%)	674 (7%)	3102 (33%)	6030 (61%)
College	4.41	5359	1.0	Freq(%)	52 (1%)	114 (2%)	395 (7%)	1905 (24%)	3593 (63%)
Division	4.34	2975	1.08	Freq(%)	33 (1%)	69 (2%)	268 (9%)	795 (27%)	1755 (55%)
Department	4.54	534	0.92	Freq(%)	5 (1%)	2 (0%)	31 (5%)	121 (21%)	395 (70%)
Your class	4.35	22	0.87	Freq(%)	0 (0%)	0 (0%)	2 (9%)	8 (27%)	13 (60%)

15. Global appraisal: Considering everything how would you rate this COURSE?

	Mean	N Size	Std Dev		Very Poor	Poor	Average	Good	Excellent
Gender	4.33	8678	1.07	Freq(%)	75 (1%)	166 (2%)	587 (8%)	2448 (24%)	5061 (58%)
College	4.29	4721	1.08	Freq(%)	39 (1%)	99 (2%)	406 (9%)	1407 (32%)	2819 (56%)
Division	4.17	2097	1.13	Freq(%)	24 (1%)	48 (2%)	214 (10%)	698 (33%)	1021 (49%)
Department	4.36	534	0.90	Freq(%)	5 (1%)	7 (1%)	48 (9%)	176 (33%)	323 (59%)
Year close	3.95	28	0.72	Freq(%)	0 (0%)	0 (0%)	6 (21%)	11 (39%)	5 (18%)

16. Other comments:

Focus: It is pretty heavy reading for an introductory course.

Overall the class was fun and engaging. I rather enjoyed our forum style classroom and discussion.

I'm very pleased with how Ben handled disruptive students during class. Ben tried to allow everyone the chance to participate during class, and wouldn't allow one person to speak for too long. I also really liked that he offered titles of books and authors that related to topics which we expressed interest in.



**Instructor:** Benjamin Schrader  
**Campus:** University of Hawaii at Manoa  
**Course:** POLS 160

**Semester:** Spring 2013  
**Department:** Political Science  
**Crn(Section):** 85917 (001)

**1. Class Level (pick one)**

	Mean	N-Size	Std Dev		Freshman	Sophomore	Junior	Senior	Grad	Other
Campus	3.3	59566	1.55	Freq(%)	9520 (11%)	3707 (14%)	6414 (24%)	7986 (30%)	6617 (17%)	614 (2%)
College	3.98	10837	1.3	Freq(%)	1676 (16%)	2274 (18%)	5038 (24%)	3884 (30%)	1153 (9%)	145 (1%)
Division	3.76	6965	1.29	Freq(%)	790 (16%)	881 (16%)	1345 (24%)	1785 (29%)	642 (17%)	48 (1%)
Department	3.28	641	1.51	Freq(%)	45 (8%)	71 (12%)	155 (24%)	185 (28%)	76 (12%)	9 (2%)
Your class	3.98	13	1.64	Freq(%)	5 (58%)	3 (23%)	4 (31%)	1 (8%)	0 (0%)	0 (0%)

**2. Course**

	Mean	N-Size	Std Dev		Elective	Required
Campus	1.32	26593	0.57	Freq(%)	7994 (29%)	17753 (67%)
College	1.37	12637	0.58	Freq(%)	4334 (30%)	7849 (61%)
Division	1.5	5353	0.58	Freq(%)	2191 (41%)	2933 (55%)
Department	1.45	641	0.58	Freq(%)	250 (48%)	269 (49%)
Your class	1.38	13	0.51	Freq(%)	8 (62%)	5 (38%)

**3. The instructor demonstrated knowledge of course content.**

	Mean	N-Size	Std Dev		Strongly Disagree	Disagree	Neutral	Agree	Strongly Agree
Campus	4.62	26597	0.78	Freq(%)	176 (1%)	244 (1%)	1031 (4%)	5388 (21%)	13265 (72%)
College	4.61	12007	0.76	Freq(%)	72 (1%)	107 (1%)	506 (4%)	2327 (20%)	3097 (71%)
Division	4.58	5053	0.75	Freq(%)	35 (1%)	51 (1%)	245 (5%)	1255 (25%)	3703 (70%)
Department	4.73	641	0.58	Freq(%)	1 (2%)	7 (1%)	11 (2%)	186 (18%)	422 (70%)
Your class	4.62	13	0.51	Freq(%)	0 (0%)	0 (0%)	0 (0%)	5 (38%)	8 (62%)

**4. The instructor fulfilled the goals of the course.**

	Mean	N-Size	Std Dev		Strongly Disagree	Disagree	Neutral	Agree	Strongly Agree
Campus	4.48	26597	0.85	Freq(%)	242 (1%)	400 (2%)	1712 (6%)	6315 (26%)	17943 (64%)
College	4.48	12007	0.87	Freq(%)	166 (1%)	220 (2%)	836 (7%)	3466 (29%)	7863 (66%)
Division	4.42	5053	0.81	Freq(%)	44 (1%)	110 (2%)	409 (8%)	1586 (31%)	3803 (70%)
Department	4.5	641	0.83	Freq(%)	6 (1%)	10 (2%)	41 (6%)	136 (24%)	354 (56%)
Your class	4.29	13	0.77	Freq(%)	0 (0%)	0 (0%)	2 (15%)	4 (31%)	7 (54%)

**5. The instructor communicated effectively.**

	Mean	N-Size	Std Dev		Strongly Disagree	Disagree	Neutral	Agree	Strongly Agree
Campus	4.54	26597	1.01	Freq(%)	536 (2%)	1020 (4%)	2410 (9%)	6185 (24%)	15942 (60%)
College	4.52	12007	1.05	Freq(%)	245 (2%)	496 (4%)	1212 (10%)	2186 (20%)	7364 (60%)
Division	4.55	5053	1.07	Freq(%)	122 (2%)	240 (4%)	693 (11%)	1246 (25%)	3803 (70%)
Department	4.4	641	0.86	Freq(%)	12 (2%)	22 (4%)	46 (7%)	136 (24%)	322 (50%)
Your class	4.22	13	0.79	Freq(%)	0 (0%)	0 (0%)	2 (15%)	6 (46%)	5 (39%)

**6. I learned a lot in this course.**

	Mean	N-Size	Std Dev		Strongly Disagree	Disagree	Neutral	Agree	Strongly Agree
Campus	4.95	7204	1.0	Freq(%)	145 (2%)	388 (5%)	823 (11%)	2135 (29%)	3703 (50%)
College	4.95	3243	1.05	Freq(%)	51 (2%)	76 (3%)	244 (10%)	738 (31%)	1321 (50%)
Division	4.93	1171	1.04	Freq(%)	30 (3%)	47 (4%)	127 (11%)	345 (29%)	614 (50%)
Department	4.68	23	0.58	Freq(%)	0 (0%)	0 (0%)	1 (4%)	15 (66%)	14 (50%)
Your class	4.15	13	0.38	Freq(%)	0 (0%)	0 (0%)	0 (0%)	11 (85%)	2 (15%)

7. I developed greater awareness of societal problems.

	Mean	N-Size	Std Dev	Strongly Disagree	Disagree	Neutral	Agree	Strongly Agree	
Campus	4.39	1134	2.93	Freq(%)	15 (1%)	31 (2%)	100 (7%)	497 (32%)	835 (58%)
College	4.39	1257	2.92	Freq(%)	13 (1%)	26 (2%)	87 (7%)	408 (31%)	748 (58%)
Division	4.41	1214	2.91	Freq(%)	12 (1%)	23 (2%)	81 (7%)	376 (31%)	709 (58%)
Department	4.38	13	3.77	Freq(%)	0 (0%)	6 (6%)	2 (15%)	4 (31%)	7 (54%)
Year class	4.38	13	3.77	Freq(%)	0 (0%)	6 (6%)	2 (15%)	4 (31%)	7 (54%)

8. I felt that this course challenged me intellectually

	Mean	N-Size	Std Dev		Strongly Disagree	Disagree	Neutral	Agree	Strongly Agree
Campus	4.98	2167	1.0	Freq(%)	66 (3%)	108 (5%)	317 (15%)	666 (31%)	2102 (97%)
College	4.98	2739	1.46	Freq(%)	60 (3%)	88 (3%)	341 (12%)	688 (25%)	1660 (61%)
Division	4.96	1369	1.08	Freq(%)	32 (3%)	65 (3%)	149 (11%)	392 (29%)	841 (61%)
Department	4.47	541	2.89	Freq(%)	4 (1%)	12 (2%)	43 (8%)	127 (24%)	360 (66%)
Your class	4.42	12	3.67	Freq(%)	0 (0%)	0 (0%)	1 (8%)	5 (42%)	6 (50%)

6. Which aspects of the course were most valuable?

Talking about current events and how those things that happen have to do with the theme for the given week.

The insight we were to learn.

Diving into various political theories and applying to current times. Learning new ideas and discussing about them. Things helped create input and interaction amongst fellow classmate inputs.

The difficulty of the content and the readings.

The course allowed me to be more aware of the media and how it has a profound influence on every aspect of the current culture. Also it opened my eyes to the different views that others have and be more tolerant of the different opinions of others.

The weekly presentations/discussions about the readings.

I feel that I can look at more sides of the spectrum when it comes to political ideas. Being able to make the connection with media and politics was helpful to increase my likings of the topic.

The open discussion helped me understand the concept's better

Class discussion when it actually turned out to be productive and not just us waiting to be asked stuff.

well I guess its everything that we learned in this class is valuable. I came to understand that media is controlling the game of politics. if we could look at politics today, there is a turning point where in order to get into the world of politics we "need" media to get us there, so I think its really important that we all learned more the gray side of the story.

It opened my eyes to many things that I overlooked in society. It was a great intro to political science and it also ties into the major I am seeking for, so hopefully I will carry the things I learn in my mind.

Marviesi

The readings the blogs and the discussions in class. They helped me learn the most and helped me to understand the everything in a different perspective.

10. Which aspects of the course were least valuable?
Some of the readings were really hard to understand, and I feel like I didn't learn anything from them.
Readings were at times confusing and very long.
group discussions on some days because people did not want to participate
No Answer
The blogs- only because not all of the students did them, so I kept reading the same people's blogs & commenting on them.
The professor was biased about certain material being used. He doesn't seem very open to other ideas when it comes to how things should be looked at or viewed. I don't know if the course was supposed to be leading his mind on what he wants to see in the media to relate it to politics because he has told several students that they shouldn't use certain types of courses to convey their ideas. He was also very unclear when it came to the work we needed to do. The explanations that he gave never left me with a full understanding of what I was trying to accomplish as well as how the grading would be. Assignments and other work could have been more useful in learning the course goals if there were guidelines or a rubric to follow so that we know how to exceed, meet, or fail.
Readings were rather long and while blogs were a convenient way of wrapping up the week it became a bit hard to follow week after week.
Class discussion when we would have to wait ten minutes for someone's speech about the injustice of Zuckerberg's existence to finally end.
some of the movies I found disturbing and doesn't gives me an head up on what to talk about in the blog and session on the other hand everything is going well with Den, he did a great job on this topic.
I wouldn't say there was anything that wasn't valuable, but I thought we ought to have more discussions.
a few of the movies were a bit boring or hard to follow, also the student led discussions were kinda vague, some of the presenters were good, but the ones that didnt know what they were doing were pretty bad.

11. The instructor seems to enjoy teaching.									
	Mean	N-Size	Std Dev		Strongly Disagree	Disagree	Neutral	Agree	Strongly Agree
Campus	4.47	2598	0.89	Freq(%)	35 (1%)	89 (2%)	186 (7%)	541 (25%)	1676 (66%)
College	4.45	2234	0.91	Freq(%)	35 (2%)	87 (2%)	156 (7%)	563 (26%)	1385 (62%)
Division	4.53	1309	0.87	Freq(%)	19 (1%)	22 (2%)	76 (5%)	280 (21%)	904 (68%)
Department	4.59	541	0.82	Freq(%)	7 (1%)	10 (2%)	26 (5%)	192 (18%)	394 (73%)
Your class	4.3	13	0.71	Freq(%)	0 (0%)	0 (0%)	3 (23%)	7 (54%)	3 (23%)

12. The instructor was able to explain concepts clearly and effectively.									
	Mean	N-Size	Std Dev		Strongly Disagree	Disagree	Neutral	Agree	Strongly Agree
Campus	4.35	8124	1.01	Freq(%)	126 (2%)	236 (3%)	706 (9%)	2146 (26%)	4706 (58%)
College	4.29	4251	1.04	Freq(%)	71 (2%)	122 (3%)	415 (12%)	1236 (29%)	2359 (56%)
Division	4.29	2539	1.08	Freq(%)	48 (2%)	77 (3%)	236 (9%)	591 (27%)	1438 (57%)
Department	4.35	541	1.01	Freq(%)	15 (3%)	20 (4%)	45 (8%)	136 (25%)	325 (60%)
Your class	4.31	13	0.75	Freq(%)	0 (0%)	0 (0%)	2 (15%)	6 (38%)	5 (40%)

13. The instructor stimulated me to think about the subject matter.									
	Mean	N-Size	Std Dev		Strongly Disagree	Disagree	Neutral	Agree	Strongly Agree
Campus	4.56	4664	1.05	Freq(%)	101 (2%)	271 (4%)	876 (11%)	1366 (27%)	2409 (52%)
College	4.58	5196	1.05	Freq(%)	83 (2%)	76 (2%)	237 (11%)	810 (28%)	1911 (55%)
Division	4.44	1068	0.97	Freq(%)	12 (1%)	22 (2%)	75 (7%)	264 (24%)	679 (64%)
Department	4.5	541	0.84	Freq(%)	8 (1%)	15 (3%)	36 (7%)	156 (29%)	366 (67%)
Your class	4.54	13	0.59	Freq(%)	0 (0%)	0 (0%)	0 (0%)	6 (46%)	7 (54%)

14. The instructor broadened my understanding and grasp of the subject.									
	Mean	N-Size	Std Dev		Strongly Disagree	Disagree	Neutral	Agree	Strongly Agree
Campus	4.59	4777	0.97	Freq(%)	61 (1%)	112 (2%)	287 (6%)	1246 (26%)	2911 (61%)
College	4.56	5725	0.97	Freq(%)	25 (1%)	67 (2%)	264 (5%)	751 (27%)	1500 (55%)
Division	4.45	278	0.99	Freq(%)	11 (1%)	26 (2%)	47 (7%)	227 (23%)	425 (59%)
Department	4.45	541	0.9	Freq(%)	4 (1%)	15 (3%)	40 (8%)	180 (25%)	342 (59%)
Your class	4.59	13	0.6	Freq(%)	0 (0%)	0 (0%)	1 (8%)	6 (38%)	4 (31%)



15. The instructor was thoughtful and precise in response to questions.									
	Mean	N Size	Std Dev		Strongly Disagree	Disagree	Neutral	Agree	Strongly Agree
Campus	4.51	1973	0.94	Freq(%)	39 (2%)	48 (2%)	126 (6%)	577 (19%)	1381 (73%)
College	4.43	543	0.97	Freq(%)	12 (2%)	15 (3%)	42 (8%)	115 (21%)	359 (65%)
Division	4.43	543	0.97	Freq(%)	12 (2%)	15 (3%)	42 (8%)	115 (21%)	359 (65%)
Department	4.43	541	0.97	Freq(%)	12 (2%)	15 (3%)	42 (8%)	115 (21%)	359 (65%)
Your class	4.0	13	1.08	Freq(%)	1 (8%)	6 (50%)	1 (8%)	7 (54%)	4 (31%)

16. The instructor sets high standards for students.									
	Mean	N Size	Std Dev		Strongly Disagree	Disagree	Neutral	Agree	Strongly Agree
Campus	4.42	2002	0.9	Freq(%)	64 (1%)	36 (1%)	675 (3%)	2423 (20%)	4617 (39%)
College	4.45	1423	0.88	Freq(%)	18 (1%)	15 (1%)	118 (8%)	582 (27%)	682 (32%)
Division	4.93	193	0.94	Freq(%)	3 (2%)	1 (1%)	21 (11%)	64 (28%)	108 (57%)
Department	4.54	23	0.68	Freq(%)	0 (0%)	0 (0%)	3 (11%)	7 (25%)	18 (64%)
Your class	4.23	13	0.73	Freq(%)	0 (0%)	0 (0%)	2 (15%)	5 (46%)	5 (38%)

17. What did you find most valuable and helpful about the instructor?									
Was willing to meet with the students if they needed extra help.									
Fair grader.									
Connected well and brought class participation and engagement.									
He was very understanding and willing to explain things.									
Ben was knowledgeable of the course material and seemed to enjoy to have group discussions. What I enjoyed was how open minded he was to the many different opinions people have in the course.									
He always clarified things for all of us, even when we didn't say we were unsure.									
Like all other professors for the most part, his knowledge of material HE likes.									
Challenged us to think for ourselves no answers were spoon fed.									
Seemed to genuinely want to help you if you were having trouble with material.									
The topic is new to me and I liked it. I never understand some of the weekly lesson and issue that we talked about in class and Ben was there to elaborate more on the situation. He gives a sense of what is going on in society and globally.									
He was enthusiastic about the topics we covered each week and he knows his stuff.									
Annanachank.									
I think the communication with the class and being able to ask any question was most helpful. I always knew what was going on and thats always a good thing.									

18. What did you find least valuable and helpful about the instructor?									
Assignments were confusing. No rubric for presentations/essays/assignments. Seemed unorganized at some times.									
nothing.									
n/a									
I think Ben was a little impatient with students throughout the course, like adding the chance to submit late work to encourage students to do the weekly assignments.									
Very opinionated.									
He did seem to dominate conversations at times but it was mostly because no one would read leading to lack of conversation topics.									
Not really anything.									
he really wanted to help and give out lecture outside class. But I just found myself in a bad position to ask question. He is a good teacher and funny too. he can make the class laugh and there's nothing wrong with that because we were building bonds between students and the class.									
Nothing really.									
nothing? idk how to answer this...									

19. Global appraisal: Considering everything how would rate this INSTRUCTOR?									
	Mean	N Size	Std Dev		Very Poor	Poor	Average	Good	Excellent
Campus	4.4	8783	1.07	Freq(%)	98 (1%)	173 (2%)	626 (7%)	1983 (23%)	5656 (65%)
College	4.00	4041	1.05	Freq(%)	58 (1%)	126 (2%)	361 (3%)	1424 (24%)	2500 (63%)
Division	4.29	3623	1.1	Freq(%)	41 (2%)	88 (2%)	243 (3%)	702 (27%)	1609 (63%)
Department	4.49	541	1.09	Freq(%)	13 (2%)	8 (1%)	31 (3%)	134 (25%)	347 (64%)
Your class	4.38	13	0.65	Freq(%)	0 (0%)	0 (0%)	1 (8%)	5 (46%)	6 (45%)



**Instructor:** Benjamin Schrader  
**Campus:** University of Hawaii at Manoa  
**Course:** POLS 335

**Semester:** Summer II 2013  
**Department:** Political Science  
**Crn(Section):** 90616 (701)

1. Class Level (pick one)										
	Mean	N-Size	Std Dev		Freshman	Sophomore	Junior	Senior	Grad	Other
Campus	2.6	1872	1.29	Freq(%)	126 (7%)	340 (18%)	479 (26%)	665 (36%)	366 (19%)	66 (4%)
College	3.34	1806	1.21	Freq(%)	68 (4%)	173 (10%)	254 (14%)	385 (21%)	671 (37%)	36 (2%)
Division	3.98	462	1.11	Freq(%)	45 (10%)	65 (14%)	121 (27%)	266 (58%)	22 (5%)	6 (1%)
Department	3.66	41	0.74	Freq(%)	0 (0%)	3 (7%)	14 (34%)	20 (49%)	3 (7%)	1 (2%)
Your class	3.5	4	0.58	Freq(%)	0 (0%)	0 (0%)	2 (50%)	2 (50%)	0 (0%)	0 (0%)

2. Course						
	Mean	N-Size	Std Dev		Elective	Required
Campus	1.07	1372	0.60	Freq(%)	409 (30%)	1017 (70%)
College	1.64	1306	0.63	Freq(%)	213 (16%)	1089 (84%)
Division	1.60	462	0.66	Freq(%)	171 (37%)	292 (63%)
Department	1.69	41	0.64	Freq(%)	13 (32%)	27 (68%)
Your class	2.0	4	0.0	Freq(%)	0 (0%)	4 (100%)

3. The instructor demonstrated knowledge of course content.									
	Mean	N-Size	Std Dev		Strongly Disagree	Disagree	Neutral	Agree	Strongly Agree
Campus	4.3	1372	0.73	Freq(%)	19 (1%)	21 (1%)	90 (6%)	396 (21%)	1039 (72%)
College	4.58	1306	0.77	Freq(%)	11 (1%)	16 (2%)	53 (5%)	216 (21%)	710 (71%)
Division	4.63	462	0.72	Freq(%)	4 (1%)	5 (1%)	18 (4%)	160 (22%)	334 (72%)
Department	4.79	41	0.47	Freq(%)	0 (0%)	0 (0%)	1 (2%)	7 (17%)	33 (80%)
Your class	5.0	4	0.0	Freq(%)	0 (0%)	0 (0%)	0 (0%)	0 (0%)	4 (100%)

4. The instructor fulfilled the goals of the course.									
	Mean	N-Size	Std Dev		Strongly Disagree	Disagree	Neutral	Agree	Strongly Agree
Campus	4.5	1372	0.63	Freq(%)	24 (1%)	50 (4%)	117 (9%)	440 (32%)	1020 (75%)
College	4.48	1306	0.63	Freq(%)	14 (1%)	21 (2%)	39 (3%)	266 (20%)	1006 (76%)
Division	4.65	462	0.6	Freq(%)	5 (1%)	6 (1%)	22 (5%)	114 (25%)	214 (47%)
Department	4.49	41	0.61	Freq(%)	1 (2%)	0 (0%)	3 (7%)	12 (29%)	25 (61%)
Your class	4.75	4	0.5	Freq(%)	0 (0%)	0 (0%)	0 (0%)	1 (25%)	3 (75%)

5. The instructor communicated effectively.									
	Mean	N-Size	Std Dev		Strongly Disagree	Disagree	Neutral	Agree	Strongly Agree
Campus	4.35	1372	1.04	Freq(%)	43 (3%)	89 (6%)	125 (9%)	444 (32%)	1156 (82%)
College	4.28	1306	1.1	Freq(%)	27 (2%)	65 (5%)	71 (5%)	244 (24%)	899 (69%)
Division	4.41	462	0.97	Freq(%)	10 (2%)	16 (3%)	31 (7%)	113 (24%)	290 (63%)
Department	4.37	41	0.99	Freq(%)	0 (0%)	0 (0%)	5 (12%)	11 (27%)	24 (59%)
Your class	4.25	4	0.93	Freq(%)	0 (0%)	0 (0%)	1 (25%)	1 (25%)	2 (50%)

6. I felt that this course challenged me intellectually.									
	Mean	N-Size	Std Dev		Strongly Disagree	Disagree	Neutral	Agree	Strongly Agree
Campus	4.05	254	0.84	Freq(%)	2 (1%)	0 (0%)	25 (10%)	84 (33%)	106 (42%)
College	4.4	246	0.73	Freq(%)	0 (0%)	0 (0%)	21 (9%)	85 (35%)	122 (50%)
Division	4.28	167	0.73	Freq(%)	0 (0%)	5 (3%)	12 (7%)	67 (40%)	80 (48%)
Department	4.64	41	0.74	Freq(%)	0 (0%)	1 (2%)	3 (7%)	10 (24%)	27 (66%)
Your class	5.0	4	0.0	Freq(%)	0 (0%)	0 (0%)	0 (0%)	0 (0%)	4 (100%)



7. The instructor seems to enjoy teaching.

	Mean	N-Size	Std Dev		Strongly Disagree	Disagree	Neutral	Agree	Strongly Agree
Campus	4.51	119	0.92	Freq(%)	0 (0%)	2 (2%)	9 (8%)	24 (20%)	82 (68%)
College	4.54	110	0.80	Freq(%)	0 (0%)	2 (2%)	3 (3%)	24 (21%)	80 (72%)
Division	4.62	100	0.87	Freq(%)	0 (0%)	2 (2%)	3 (3%)	19 (19%)	76 (76%)
Department	4.64	41	1.00	Freq(%)	0 (0%)	1 (2%)	3 (7%)	6 (15%)	31 (76%)
Your class	4.5	4	1.0	Freq(%)	0 (0%)	0 (0%)	1 (25%)	2 (50%)	1 (25%)

8. The instructor was able to explain concepts clearly and effectively.

	Mean	N-Size	Std Dev		Strongly Disagree	Disagree	Neutral	Agree	Strongly Agree
Campus	4.54	392	1.01	Freq(%)	4 (1%)	7 (2%)	23 (6%)	81 (21%)	160 (40%)
College	4.4	310	0.91	Freq(%)	3 (1%)	6 (2%)	13 (4%)	68 (22%)	120 (39%)
Division	4.54	184	0.96	Freq(%)	2 (1%)	6 (3%)	13 (7%)	59 (32%)	102 (55%)
Department	4.57	41	1.04	Freq(%)	0 (0%)	2 (5%)	1 (2%)	13 (32%)	24 (59%)
Your class	4.5	4	0.58	Freq(%)	0 (0%)	0 (0%)	0 (0%)	2 (50%)	2 (50%)

9. The instructor stimulated me to think about the subject matter.

	Mean	N-Size	Std Dev		Strongly Disagree	Disagree	Neutral	Agree	Strongly Agree
Campus	4.48	379	0.90	Freq(%)	7 (2%)	11 (3%)	13 (3%)	47 (12%)	240 (62%)
College	4.51	61	0.92	Freq(%)	0 (0%)	2 (3%)	2 (3%)	15 (25%)	41 (67%)
Division	4.52	48	0.77	Freq(%)	0 (0%)	2 (4%)	2 (4%)	13 (27%)	31 (65%)
Department	4.51	41	0.78	Freq(%)	0 (0%)	2 (5%)	1 (2%)	12 (29%)	26 (63%)
Your class	4.75	4	0.5	Freq(%)	0 (0%)	0 (0%)	0 (0%)	1 (25%)	3 (75%)

10. The instructor broadened my understanding and grasp of the subject.

	Mean	N-Size	Std Dev		Strongly Disagree	Disagree	Neutral	Agree	Strongly Agree
Campus	4.48	167	0.98	Freq(%)	1 (1%)	10 (6%)	3 (2%)	41 (25%)	110 (66%)
College	4.46	120	0.93	Freq(%)	1 (1%)	6 (5%)	3 (3%)	32 (27%)	77 (64%)
Division	4.39	89	0.92	Freq(%)	0 (0%)	5 (6%)	2 (2%)	30 (34%)	51 (57%)
Department	4.54	41	1.04	Freq(%)	0 (0%)	2 (5%)	1 (2%)	14 (34%)	24 (59%)
Your class	4.75	4	0.5	Freq(%)	0 (0%)	0 (0%)	0 (0%)	1 (25%)	3 (75%)

11. The instructor was thoughtful and precise in response to questions.

	Mean	N-Size	Std Dev		Strongly Disagree	Disagree	Neutral	Agree	Strongly Agree
Campus	4.33	49	0.97	Freq(%)	0 (0%)	0 (0%)	7 (14%)	14 (29%)	27 (55%)
College	4.41	41	0.97	Freq(%)	0 (0%)	0 (0%)	4 (10%)	11 (27%)	26 (63%)
Division	4.41	41	0.97	Freq(%)	0 (0%)	0 (0%)	4 (10%)	11 (27%)	26 (63%)
Department	4.41	41	0.97	Freq(%)	0 (0%)	0 (0%)	4 (10%)	11 (27%)	26 (63%)
Your class	4.5	4	0.58	Freq(%)	0 (0%)	0 (0%)	0 (0%)	2 (50%)	2 (50%)

12. What did you find most valuable and helpful about the instructor?

Very intellectual

He was very accepting to different ideas and respected them but required us to support with facts. Along with that, he really had a passion for the subject and explain each idea very thoroughly. His feedback on our papers were very helpful and I really think in these past 6 weeks I have become a strong writer grammatically and in explaining ideas better.

The class content he chose to teach us was very intellectually stimulating and opened my mind to many different things.

Staying after class if students need help on a certain topic. Very helpful, especially on writing essays.

13. What did you find least valuable and helpful about the instructor?

Intimidating

He made us do a lot of reading, I felt it was too much at times

Nothing

14. Global appraisal: Considering everything how would rate this INSTEADITION?

	Mean	N Size	Std Dev		Very Poor	Poor	Average	Good	Excellent
Campus	3.36	364	1.08	Freq(%)	3 (2%)	7 (2%)	31 (8%)	88 (24%)	280 (80%)
College	3.45	369	1.06	Freq(%)	3 (1%)	6 (2%)	13 (7%)	80 (23%)	167 (46%)
Nation	3.46	178	1.08	Freq(%)	1 (1%)	6 (3%)	12 (7%)	66 (38%)	110 (62%)
Department	3.46	21	1.0	Freq(%)	0 (0%)	1 (5%)	2 (9%)	16 (74%)	2 (10%)
Your class	3.75	4	0.5	Freq(%)	0 (0%)	0 (0%)	3 (75%)	1 (25%)	0 (0%)

15. Global appraisal: Considering everything how would you rate this COURSE?

	Mean	N Size	Std Dev		Very Poor	Poor	Average	Good	Excellent
Gen. pub.	4.32	327	1.13	Freq(%)	3 (2%)	2 (1%)	25 (8%)	91 (28%)	193 (59%)
College	4.35	258	1.13	Freq(%)	4 (2%)	1 (0%)	17 (7%)	85 (28%)	141 (55%)
Division	4.25	143	1.12	Freq(%)	2 (1%)	1 (1%)	3 (6%)	47 (33%)	79 (55%)
Department	4.12	41	1.29	Freq(%)	1 (2%)	1 (2%)	2 (5%)	15 (37%)	20 (49%)
Your class	4.2	4	3.56	Freq(%)	0 (0%)	0 (0%)	0 (0%)	2 (50%)	2 (50%)

## 16. Other comments:

Thank you for making me a better writer and expanding my knowledge of political theory.



Instructor: Benjamin Schrader  
Campus: University of Hawaii at Manoa  
Course: POLS341

Semester: Fall 2013  
Department: Political Science  
Cm(Section): 1249 (211)

1. Class Level (pick one)										
	Mean	N-Size	Std Dev		Freshman	Sophomore	Junior	Senior	Grad	Other
Campus	3.25	30711	1.33	Freq(%)	3855 (12%)	4425 (14%)	7545 (25%)	3945 (30%)	4782 (16%)	599 (2%)
College	2.04	15927	1.26	Freq(%)	2813 (17%)	2048 (10%)	4027 (25%)	4855 (30%)	1237 (6%)	185 (1%)
Division	2.99	6522	1.25	Freq(%)	1120 (17%)	591 (14%)	1731 (27%)	2045 (31%)	595 (9%)	49 (1%)
Department	3.39	587	1.17	Freq(%)	40 (7%)	65 (11%)	177 (30%)	211 (35%)	79 (13%)	8 (1%)
Your class	3.5	8	0.52	Freq(%)	0 (0%)	0 (0%)	4 (50%)	4 (50%)	0 (0%)	0 (0%)

2 COURSE						
	Mean	N-Size	Std Dev		Exempt	Required
Campus	1.85	30711	0.55	Freq(%)	8440 (28%)	21035 (68%)
College	1.02	15327	0.55	Freq(%)	5039 (32%)	10275 (67%)
Division	1.55	6522	0.55	Freq(%)	2455 (38%)	3945 (60%)
Department	1.5	587	0.57	Freq(%)	250 (43%)	316 (54%)
Your class	1.83	8	0.52	Freq(%)	3 (38%)	5 (62%)

3. The instructor demonstrated knowledge of course content									
	Mean	N-Size	Std Dev		Strongly Disagree	Disagree	Neutral	Agree	Strongly Agree
Campus	4.67	30720	0.75	Freq(%)	229 (1%)	3034 (1%)	1256 (4%)	18956 (22%)	52137 (72%)
College	4.59	15358	0.73	Freq(%)	155 (1%)	194 (1%)	880 (4%)	3587 (23%)	11133 (72%)
Division	4.81	6522	0.77	Freq(%)	49 (1%)	51 (1%)	225 (4%)	1469 (23%)	4877 (75%)
Department	4.7	587	0.87	Freq(%)	4 (1%)	4 (1%)	15 (3%)	107 (18%)	455 (78%)
Your class	4.75	8	0.45	Freq(%)	0 (0%)	0 (0%)	0 (0%)	2 (25%)	6 (75%)

4. The instructor fulfilled the goals of the course.									
	Mean	N-Size	Std Dev		Strongly Disagree	Disagree	Neutral	Agree	Strongly Agree
Campus	4.47	30720	0.83	Freq(%)	308 (1%)	593 (2%)	1991 (6%)	8233 (27%)	18978 (62%)
College	4.43	15358	0.9	Freq(%)	201 (1%)	343 (2%)	1107 (7%)	4417 (28%)	9090 (60%)
Division	4.48	6522	0.85	Freq(%)	62 (1%)	99 (2%)	375 (6%)	1828 (28%)	4101 (63%)
Department	4.51	587	0.9	Freq(%)	4 (1%)	15 (3%)	30 (5%)	131 (22%)	398 (67%)
Your class	4.75	8	0.43	Freq(%)	0 (0%)	0 (0%)	0 (0%)	2 (25%)	6 (75%)

5. The instructor communicated effectively.									
	Mean	N-Size	Std Dev		Strongly Disagree	Disagree	Neutral	Agree	Strongly Agree
Campus	4.29	30720	1.05	Freq(%)	744 (2%)	1363 (4%)	3006 (10%)	7571 (25%)	17934 (59%)
College	4.24	15358	1.09	Freq(%)	467 (3%)	773 (5%)	1824 (10%)	3678 (25%)	8890 (58%)
Division	4.31	6522	1.04	Freq(%)	125 (2%)	253 (4%)	827 (10%)	1658 (25%)	3913 (60%)
Department	4.4	587	1.07	Freq(%)	8 (1%)	28 (4%)	41 (7%)	110 (19%)	392 (67%)
Your class	4.58	8	0.35	Freq(%)	0 (0%)	0 (0%)	0 (0%)	1 (13%)	7 (88%)



6. Why did you choose to take this course? (It fulfilled a focus designation (WI, E, LC, HAP, etc.), POLS major/minor requirement, major/minor requirement for another department, time and day(s) of the week it was offered, instructor, subject matter, etc.)

It was a part of my major requirement. I was also interested in the subject the media and politics based on similar topics covered in my WG courses.

I'm a Pole Major and needed it to graduate. I also took a media in politics class before and thought it was very interesting.

subject matter

I love Political Science. I have been studying the subject since my sophomore year and find it challenging. It has also broadened my knowledge regarding the operation of government, the media, as well as diplomatic relations.

POLS major requirement to take a 300+ level. I picked it because it sounded interesting, and it was!

Elective Poli Sci for my major - and media is always an interesting topic in school work and research.

It fulfilled one of my focus designations and was offered online. The weekly set up of the class was very helpful as well.

POLS major

7. I felt that this course challenged me intellectually.

	Mean	N-Size	Std Dev		Strongly Disagree	Disagree	Neutral	Agree	Strongly Agree
Campus	4.31	4202	1.01	Freq(%)	82 (2%)	145 (3%)	423 (10%)	1116 (27%)	2401 (57%)
College	4.34	3347	0.98	Freq(%)	65 (2%)	113 (3%)	316 (9%)	857 (27%)	1893 (56%)
Division	4.3	1952	0.99	Freq(%)	37 (2%)	60 (3%)	182 (10%)	543 (28%)	1129 (58%)
Department	4.30	537	0.99	Freq(%)	9 (2%)	19 (3%)	56 (7%)	175 (30%)	333 (57%)
Your class	4.25	8	0.89	Freq(%)	0 (0%)	0 (0%)	2 (25%)	2 (25%)	4 (50%)

8. The instructor seems to enjoy teaching.

	Mean	N-Size	Std Dev		Strongly Disagree	Disagree	Neutral	Agree	Strongly Agree
Campus	4.35	2852	1.03	Freq(%)	65 (3%)	80 (3%)	280 (9%)	663 (23%)	1747 (61%)
College	4.34	2640	1.04	Freq(%)	63 (3%)	76 (3%)	246 (9%)	627 (24%)	1588 (59%)
Division	4.52	1744	0.95	Freq(%)	14 (1%)	27 (2%)	116 (7%)	567 (33%)	1177 (67%)
Department	4.61	297	0.81	Freq(%)	3 (1%)	7 (1%)	25 (8%)	114 (39%)	432 (74%)
Your class	4.75	8	0.46	Freq(%)	0 (0%)	0 (0%)	0 (0%)	2 (25%)	6 (75%)

9. The instructor was able to explain concepts clearly and effectively.

	Mean	N-Size	Std Dev		Strongly Disagree	Disagree	Neutral	Agree	Strongly Agree
Campus	4.31	6302	1.05	Freq(%)	170 (3%)	330 (4%)	656 (9%)	2167 (34%)	4099 (64%)
College	4.19	4469	1.12	Freq(%)	155 (3%)	212 (5%)	433 (10%)	1308 (29%)	2561 (57%)
Division	4.10	2529	1.11	Freq(%)	50 (2%)	117 (5%)	256 (10%)	754 (30%)	1301 (51%)
Department	4.04	547	1.05	Freq(%)	11 (2%)	26 (4%)	45 (8%)	144 (26%)	364 (66%)
Your class	4.5	8	0.53	Freq(%)	0 (0%)	0 (0%)	0 (0%)	4 (50%)	4 (50%)

10. The instructor stimulated me to think about the subject matter.

	Mean	N-Size	Std Dev		Strongly Disagree	Disagree	Neutral	Agree	Strongly Agree
Campus	4.25	7993	1.03	Freq(%)	151 (2%)	323 (4%)	679 (11%)	2246 (28%)	4313 (54%)
College	4.23	2507	1.08	Freq(%)	72 (3%)	96 (4%)	266 (11%)	690 (28%)	1369 (54%)
Division	4.49	1027	0.9	Freq(%)	10 (2%)	18 (2%)	60 (6%)	255 (25%)	674 (66%)
Department	4.47	597	0.93	Freq(%)	12 (2%)	9 (2%)	41 (7%)	152 (25%)	389 (65%)
Your class	4.75	8	0.46	Freq(%)	0 (0%)	0 (0%)	0 (0%)	2 (25%)	6 (75%)

11. The instructor broadened my understanding and grasp of the subject.

	Mean	N-Size	Std Dev		Strongly Disagree	Disagree	Neutral	Agree	Strongly Agree
Campus	4.36	6553	1.0	Freq(%)	97 (2%)	146 (3%)	438 (7%)	1525 (23%)	3547 (54%)
College	4.29	3350	1.05	Freq(%)	68 (2%)	105 (3%)	312 (9%)	652 (20%)	1688 (50%)
Division	4.42	1265	0.93	Freq(%)	15 (1%)	29 (2%)	61 (5%)	342 (28%)	795 (63%)
Department	4.44	537	0.98	Freq(%)	9 (2%)	12 (2%)	36 (7%)	146 (27%)	373 (69%)
Your class	4.64	8	0.52	Freq(%)	0 (0%)	0 (0%)	0 (0%)	3 (38%)	5 (63%)

12. The instructor was thoughtful and precise in response to questions.										
	Mean	N-Size	Std Dev		Strongly Disagree	Disagree	Neutral	Agree	Strongly Agree	
Campus	4.47	1887	0.07	Freq(%)	26 (1%)	60 (3%)	110 (5%)	387 (21%)	1275 (68%)	
College	4.36	609	1.05	Freq(%)	10 (2%)	25 (4%)	49 (8%)	145 (23%)	399 (62%)	
Division	4.42	612	1.11	Freq(%)	8 (1%)	21 (3%)	38 (6%)	142 (23%)	395 (65%)	
Department	4.42	587	1.01	Freq(%)	8 (1%)	20 (3%)	38 (6%)	133 (22%)	388 (65%)	
Your class	4.83	8	0.52	Freq(%)	0 (0%)	0 (0%)	0 (0%)	3 (38%)	5 (63%)	

### 13. What did you find most valuable and helpful about the instructor?

His communication to the students was always prompt and he gave feedback on our work every week.

interesting material provided, very prompt with responses.

He is knowledgeable about the subject he teaches which enables him to provide direct and insightful feedback to our responses regarding the assignment.

I think his way of teaching was very effective. I felt that reading and watching the film in the first three days was manageable and I could write my thoughts out in a blog by Wednesday. I think responding to two blogs by Friday was great as well so that we could discuss with classmates. I really appreciated Professor Schrader responding to each individual blog post as I found his responses both encouraging and thought provoking.

His breakdown of the week's reading assignments and his notes within the readings helped to keep me focused and on track.

He read each blog and interacted with students. He also addressed any questions that may have come up in a blog and always prepped us for each week's focus topic.

### 14. What did you find less valuable and helpful about the instructor?

Nothing

na

N/A

not applicable

na

Many times his comments would consist of nothing more than, "great analysis!" There were times I found myself wanting a bit more stimulation in response from a professor.

### 15. Global appraisal: Considering everything how would you rate this INSTRUCTOR?

	Mean	N-Size	Std Dev		Very Poor	Poor	Average	Good	Excellent
Campus	4.45	10065	0.59	Freq(%)	56 (1%)	186 (2%)	653 (7%)	2217 (22%)	6559 (65%)
College	4.45	5694	0.95	Freq(%)	38 (1%)	113 (2%)	406 (7%)	1993 (35%)	3543 (64%)
Division	4.41	3440	0.98	Freq(%)	18 (1%)	67 (2%)	266 (8%)	1332 (37%)	2106 (61%)
Department	4.47	587	0.93	Freq(%)	6 (1%)	14 (2%)	49 (7%)	127 (22%)	391 (67%)
Your class	4.75	8	0.45	Freq(%)	0 (0%)	0 (0%)	0 (0%)	2 (25%)	6 (75%)

### 16. Global appraisal: Considering everything how would you rate this COURSE?

	Mean	N-Size	Std Dev		Very Poor	Poor	Average	Good	Excellent
Campus	4.0	10261	1.08	Freq(%)	112 (1%)	252 (2%)	660 (3%)	2547 (25%)	5340 (52%)
College	4.21	5971	1.12	Freq(%)	53 (1%)	174 (3%)	603 (10%)	1671 (28%)	3060 (52%)
Division	4.19	2775	1.19	Freq(%)	19 (1%)	56 (2%)	247 (11%)	771 (28%)	1117 (40%)
Department	4.3	587	1.01	Freq(%)	4 (1%)	17 (3%)	65 (11%)	163 (28%)	329 (58%)
Your class	4.88	8	0.35	Freq(%)	0 (0%)	0 (0%)	0 (0%)	1 (13%)	7 (88%)

### 17. The course challenged me to think critically and historically about power and the political.

	Mean	N-Size	Std Dev		Strongly Disagree	Disagree	Neutral	Agree	Strongly Agree	N/A
Campus	4.44	817	0.94	Freq(%)	5 (1%)	11 (2%)	44 (7%)	161 (26%)	337 (62%)	5 (1%)
College	4.44	613	0.94	Freq(%)	5 (1%)	11 (2%)	43 (7%)	159 (26%)	385 (63%)	5 (1%)
Division	4.44	612	0.94	Freq(%)	5 (1%)	11 (2%)	43 (7%)	159 (26%)	385 (63%)	5 (1%)
Department	4.44	587	0.94	Freq(%)	5 (1%)	11 (2%)	42 (7%)	152 (26%)	382 (65%)	4 (1%)
Your class	5.0	8	0.0	Freq(%)	0 (0%)	0 (0%)	0 (0%)	0 (0%)	8 (100%)	0 (0%)





**ETST406 Race Formation in the United States, Section 001**  
**Instructor:** Benjamin Schrader, Instructor  
**College and Department:** Liberal Arts, Ethnic Studies  
**Term:** Spring 2014  
**Course Reference Number:** 17317  
**Enrollment:** 15

### Detailed Summary of Submitted Forms

**Survey Forms Submitted:** 10

Below are PDF files, are intended solely for viewing by the course instructor. Students and other members of the CPU community do not have access to these forms. You may, however, provide access to the survey forms to selected individuals. You can remove access to the forms at any time.

**Options:**

[Share Forms](#)

[Manage Access to Forms](#)

1. How well were the course objectives communicated to students?	<table><tr><td>Excellent</td><td>Above Average</td><td>Average</td><td>Below Average</td><td>Poor</td><td>Not Applicable</td><td>No Response</td></tr><tr><td>4</td><td>4</td><td>2</td><td>0</td><td>0</td><td>0</td><td>0</td></tr></table>	Excellent	Above Average	Average	Below Average	Poor	Not Applicable	No Response	4	4	2	0	0	0	0	Mean: 4.00 (1-5 scale) <div></div>
Excellent	Above Average	Average	Below Average	Poor	Not Applicable	No Response										
4	4	2	0	0	0	0										
2. How well was the grading system communicated to students?	<table><tr><td>Excellent</td><td>Above Average</td><td>Average</td><td>Below Average</td><td>Poor</td><td>Not Applicable</td><td>No Response</td></tr><tr><td>1</td><td>4</td><td>4</td><td>1</td><td>0</td><td>0</td><td>0</td></tr></table>	Excellent	Above Average	Average	Below Average	Poor	Not Applicable	No Response	1	4	4	1	0	0	0	Mean: 3.50 (1-5 scale) <div></div>
Excellent	Above Average	Average	Below Average	Poor	Not Applicable	No Response										
1	4	4	1	0	0	0										
3. How well did class sessions increase your understanding of the subject?	<table><tr><td>Excellent</td><td>Above Average</td><td>Average</td><td>Below Average</td><td>Poor</td><td>Not Applicable</td><td>No Response</td></tr><tr><td>2</td><td>5</td><td>3</td><td>0</td><td>0</td><td>0</td><td>0</td></tr></table>	Excellent	Above Average	Average	Below Average	Poor	Not Applicable	No Response	2	5	3	0	0	0	0	Mean: 3.60 (1-5 scale) <div></div>
Excellent	Above Average	Average	Below Average	Poor	Not Applicable	No Response										
2	5	3	0	0	0	0										
4. How well did reading assignments increase your understanding of the subject?	<table><tr><td>Excellent</td><td>Above Average</td><td>Average</td><td>Below Average</td><td>Poor</td><td>Not Applicable</td><td>No Response</td></tr><tr><td>7</td><td>1</td><td>0</td><td>0</td><td>0</td><td>0</td><td>0</td></tr></table>	Excellent	Above Average	Average	Below Average	Poor	Not Applicable	No Response	7	1	0	0	0	0	0	Mean: 4.50 (1-5 scale) <div></div>
Excellent	Above Average	Average	Below Average	Poor	Not Applicable	No Response										
7	1	0	0	0	0	0										
5. How well did other course assignments increase your understanding of the subject?	<table><tr><td>Excellent</td><td>Above Average</td><td>Average</td><td>Below Average</td><td>Poor</td><td>Not Applicable</td><td>No Response</td></tr><tr><td>2</td><td>4</td><td>1</td><td>1</td><td>0</td><td>0</td><td>0</td></tr></table>	Excellent	Above Average	Average	Below Average	Poor	Not Applicable	No Response	2	4	1	1	0	0	0	Mean: 3.70 (1-5 scale) <div></div>
Excellent	Above Average	Average	Below Average	Poor	Not Applicable	No Response										
2	4	1	1	0	0	0										
6. How well did other learning resources used in this course — such as related websites, software, study guides, and media — increase your understanding of the subject?	<table><tr><td>Excellent</td><td>Above Average</td><td>Average</td><td>Below Average</td><td>Poor</td><td>Not Applicable</td><td>No Response</td></tr><tr><td>2</td><td>4</td><td>2</td><td>0</td><td>0</td><td>0</td><td>0</td></tr></table>	Excellent	Above Average	Average	Below Average	Poor	Not Applicable	No Response	2	4	2	0	0	0	0	Mean: 4.00 (1-5 scale) <div></div>
Excellent	Above Average	Average	Below Average	Poor	Not Applicable	No Response										
2	4	2	0	0	0	0										
7. How well was feedback provided — such as reviews, quizzes, critiques, and homework — to help you track your progress?	<table><tr><td>Excellent</td><td>Above Average</td><td>Average</td><td>Below Average</td><td>Poor</td><td>Not Applicable</td><td>No Response</td></tr><tr><td>3</td><td>4</td><td>1</td><td>2</td><td>0</td><td>0</td><td>0</td></tr></table>	Excellent	Above Average	Average	Below Average	Poor	Not Applicable	No Response	3	4	1	2	0	0	0	Mean: 3.60 (1-5 scale) <div></div>
Excellent	Above Average	Average	Below Average	Poor	Not Applicable	No Response										
3	4	1	2	0	0	0										
8. If you accessed course information through an online system — such as a website or Blackboard — how do you rate the ease of finding information?	<table><tr><td>Excellent</td><td>Above Average</td><td>Average</td><td>Below Average</td><td>Poor</td><td>Not Applicable</td><td>No Response</td></tr><tr><td>3</td><td>3</td><td>1</td><td>0</td><td>0</td><td>1</td><td>0</td></tr></table>	Excellent	Above Average	Average	Below Average	Poor	Not Applicable	No Response	3	3	1	0	0	1	0	Mean: 4.12 (1-5 scale) <div></div>
Excellent	Above Average	Average	Below Average	Poor	Not Applicable	No Response										
3	3	1	0	0	1	0										
9. How do you rate the clarity and completeness of instructions provided in the course for engaging in class activities and completing course work?	<table><tr><td>Excellent</td><td>Above Average</td><td>Average</td><td>Below Average</td><td>Poor</td><td>Not Applicable</td><td>No Response</td></tr><tr><td>3</td><td>6</td><td>1</td><td>0</td><td>0</td><td>0</td><td>0</td></tr></table>	Excellent	Above Average	Average	Below Average	Poor	Not Applicable	No Response	3	6	1	0	0	0	0	Mean: 4.10 (1-5 scale) <div></div>
Excellent	Above Average	Average	Below Average	Poor	Not Applicable	No Response										
3	6	1	0	0	0	0										
10. How do you rate the intellectual challenge of this course?	<table><tr><td>Excellent</td><td>Above Average</td><td>Average</td><td>Below Average</td><td>Poor</td><td>Not Applicable</td><td>No Response</td></tr><tr><td>4</td><td>6</td><td>0</td><td>0</td><td>0</td><td>0</td><td>0</td></tr></table>	Excellent	Above Average	Average	Below Average	Poor	Not Applicable	No Response	4	6	0	0	0	0	0	Mean: 4.40 (1-5 scale) <div></div>
Excellent	Above Average	Average	Below Average	Poor	Not Applicable	No Response										
4	6	0	0	0	0	0										
11. How do you rate this course?	<table><tr><td>Excellent</td><td>Above Average</td><td>Average</td><td>Below Average</td><td>Poor</td><td>Not Applicable</td><td>No Response</td></tr><tr><td>2</td><td>7</td><td>1</td><td>0</td><td>0</td><td>0</td><td>0</td></tr></table>	Excellent	Above Average	Average	Below Average	Poor	Not Applicable	No Response	2	7	1	0	0	0	0	Mean: 4.10 (1-5 scale) <div></div>
Excellent	Above Average	Average	Below Average	Poor	Not Applicable	No Response										
2	7	1	0	0	0	0										

12. How do you rate the instructor's knowledge of the subject?	Excellent	Above Average	Average	Below Average	Poor	Not Applicable	No Response	Mean: 4.00 (1-5 scale)
	0	2	0	0	0	0	0	<div><div></div></div>
13. How effectively did the instructor facilitate student learning?	Excellent	Above Average	Average	Below Average	Poor	Not Applicable	No Response	Mean: 4.30 (1-5 scale)
	3	6	1	0	0	0	0	<div><div></div></div>
14. How do you rate the instructor's effectiveness for teaching the subject?	Excellent	Above Average	Average	Below Average	Poor	Not Applicable	No Response	Mean: 4.30 (1-5 scale)
	4	5	1	0	0	0	0	<div><div></div></div>
15. How well did the instructor organize the course?	Excellent	Above Average	Average	Below Average	Poor	Not Applicable	No Response	Mean: 4.30 (1-5 scale)
	4	7	1	0	0	0	0	<div><div></div></div>
16. How prepared was the instructor for class sessions?	Excellent	Above Average	Average	Below Average	Poor	Not Applicable	No Response	Mean: 4.00 (1-5 scale)
	6	4	0	0	0	0	0	<div><div></div></div>
17. How do you rate the instructor's effectiveness at managing class sessions?	Excellent	Above Average	Average	Below Average	Poor	Not Applicable	No Response	Mean: 4.30 (1-5 scale)
	5	3	2	0	0	0	0	<div><div></div></div>
18. How do you rate the instructor's effectiveness at facilitating online and/or in-class interactions (communication, discussions, etc.)?	Excellent	Above Average	Average	Below Average	Poor	Not Applicable	No Response	Mean: 4.29 (1-5 scale)
	3	3	1	0	0	3	0	<div><div></div></div>
19. How do you rate the instructor's fairness and impartiality in the assignment of grades?	Excellent	Above Average	Average	Below Average	Poor	Not Applicable	No Response	Mean: 4.30 (1-5 scale)
	2	7	0	0	0	0	0	<div><div></div></div>
20. How well did the instructor create an atmosphere that was respectful of student opinions, ideas, and differences?	Excellent	Above Average	Average	Below Average	Poor	Not Applicable	No Response	Mean: 4.80 (1-5 scale)
	3	4	3	0	0	0	0	<div><div></div></div>
21. How effectively did the instructor communicate?	Excellent	Above Average	Average	Below Average	Poor	Not Applicable	No Response	Mean: 4.10 (1-5 scale)
	2	7	1	0	0	0	0	<div><div></div></div>
22. How do you rate the availability of the instructor to help students outside of class?	Excellent	Above Average	Average	Below Average	Poor	Not Applicable	No Response	Mean: 4.30 (1-5 scale)
	5	3	2	0	0	0	0	<div><div></div></div>
23. How do you rate this instructor?	Excellent	Above Average	Average	Below Average	Poor	Not Applicable	No Response	Mean: 4.30 (1-5 scale)
	2	7	0	0	0	0	0	<div><div></div></div>

**ETST380A2 War, Militarism, and GI Resistance, Section #01**  
**Instructor:** Benjamin Schrader, Instructor  
**College and Department:** Liberal Arts, Ethnic Studies  
**Term:** Spring 2014  
**Course Reference Number:** 22575  
**Enrollment:** 22

### Detailed Summary of Submitted Forms

Survey Forms Submitted: 18

This document (and any future documents below as PDF files) are intended solely for viewing by the course instructor. Students and other members of the CSU community do not have access to these forms. You may, however, provide access to the survey forms to selected individuals. You can remove access to the forms at any time.

#### Options:

[Share Forms](#)

[Manage Access to Forms](#)

1. How well were the course objectives communicated to students?	Excellent 9	Above Average 4	Average 1	Below Average 4	Poor 0	Not Applicable 0	No Response 0	Mean: 4.00 (1-5 scale)
2. How well was the grading system communicated to students?	Excellent 10	Above Average 3	Average 3	Below Average 1	Poor 1	Not Applicable 0	No Response 0	Mean: 4.11 (1-5 scale)
3. How well did class sessions increase your understanding of the subject?	Excellent 10	Above Average 4	Average 2	Below Average 1	Poor 1	Not Applicable 0	No Response 0	Mean: 4.17 (1-5 scale)
4. How well did reading assignments increase your understanding of the subject?	Excellent 10	Above Average 3	Average 1	Below Average 1	Poor 3	Not Applicable 0	No Response 0	Mean: 3.89 (1-5 scale)
5. How well did other course assignments increase your understanding of the subject?	Excellent 5	Above Average 2	Average 5	Below Average 1	Poor 0	Not Applicable 2	No Response 0	Mean: 4.06 (1-5 scale)
6. How well did other learning resources used in this course — such as related websites, software, study guides, and media — increase your understanding of the subject?	Excellent 9	Above Average 3	Average 2	Below Average 3	Poor 6	Not Applicable 2	No Response 0	Mean: 4.00 (1-5 scale)
7. How well was feedback provided — such as reviews, quizzes, critiques, and homework — to help you track your progress?	Excellent 9	Above Average 2	Average 3	Below Average 2	Poor 2	Not Applicable 0	No Response 0	Mean: 3.78 (1-5 scale)
8. If you accessed course information through an online system — such as a website or Blackboard — how do you rate the ease of finding information?	Excellent 10	Above Average 2	Average 1	Below Average 1	Poor 3	Not Applicable 1	No Response 0	Mean: 3.83 (1-5 scale)
9. How do you rate the clarity and completeness of instructions provided in the course for engaging in class activities and completing course work?	Excellent 10	Above Average 3	Average 1	Below Average 1	Poor 3	Not Applicable 0	No Response 0	Mean: 3.89 (1-5 scale)
10. How do you rate the intellectual challenge of this course?	Excellent 7	Above Average 4	Average 3	Below Average 3	Poor 1	Not Applicable 0	No Response 0	Mean: 3.72 (1-5 scale)
11. How do you rate this course?	Excellent 9	Above Average 3	Average 3	Below Average 1	Poor 2	Not Applicable 0	No Response 0	Mean: 3.89 (1-5 scale)

12. How do you rate the instructor's knowledge of the subject?

Excellent	Above Average	Average	Below Average	Poor	Not Applicable	No Response
12	3	2	0	2	0	0

Mean: 4.50 (1-5 scale)

13. How effectively did the instructor facilitate student learning?

Excellent	Above Average	Average	Below Average	Poor	Not Applicable	No Response
6	5	3	2	2	0	0

Mean: 3.61 (1-5 scale)

14. How do you rate the instructor's enthusiasm for teaching the subject?

Excellent	Above Average	Average	Below Average	Poor	Not Applicable	No Response
11	2	4	0	1	0	0

Mean: 4.20 (1-5 scale)

15. How well did the instructor organize the course?

Excellent	Above Average	Average	Below Average	Poor	Not Applicable	No Response
9	4	2	0	3	0	0

Mean: 3.89 (1-5 scale)

16. How prepared was the instructor for class sessions?

Excellent	Above Average	Average	Below Average	Poor	Not Applicable	No Response
11	2	2	1	2	0	0

Mean: 4.06 (1-5 scale)

17. How do you rate the instructor's effectiveness at managing class sessions?

Excellent	Above Average	Average	Below Average	Poor	Not Applicable	No Response
7	3	4	3	1	0	0

Mean: 3.67 (1-5 scale)

18. How do you rate the instructor's effectiveness at facilitating online and/or in-class interactions (communication, discussions, etc.)?

Excellent	Above Average	Average	Below Average	Poor	Not Applicable	No Response
7	2	4	2	1	2	0

Mean: 3.75 (1-5 scale)

19. How do you rate the instructor's fairness and impartiality in the assignment of grades?

Excellent	Above Average	Average	Below Average	Poor	Not Applicable	No Response
9	3	2	2	2	0	0

Mean: 3.83 (1-5 scale)

20. How well did the instructor create an atmosphere that was respectful of student opinions, ideas, and differences?

Excellent	Above Average	Average	Below Average	Poor	Not Applicable	No Response
6	1	5	3	3	0	0

Mean: 3.22 (1-5 scale)

21. How effectively did the instructor communicate?

Excellent	Above Average	Average	Below Average	Poor	Not Applicable	No Response
8	4	3	1	2	0	0

Mean: 3.83 (1-5 scale)

22. How do you rate the availability of the instructor to help students outside of class?

Excellent	Above Average	Average	Below Average	Poor	Not Applicable	No Response
0	4	2	2	0	0	0

Mean: 4.11 (1-5 scale)

23. How do you rate this instructor?

Excellent	Above Average	Average	Below Average	Poor	Not Applicable	No Response
7	5	2	1	3	0	0

Mean: 3.67 (1-5 scale)



**ETST100 Introduction to Ethnic Studies (GT-SS3), Section 001**  
**Instructor:** Benjamin Schrader, Instructor  
**College and Department:** Liberal Arts, Ethnic Studies  
**Term:** Fall 2014  
**Course Reference Number:** 67006  
**Enrollment:** 45

**Important Note:** The survey forms submitted for this class include forms from both the version of the survey that was approved in 2010 and the version of the survey approved in 2013. Because the questions on the two forms differ, separate summaries are provided for each version.

The summary reports (shown below as PDF files) are intended solely for viewing by the course instructor. Students and other members of the CSU community do not have access to these forms. You may, however, provide access to the survey forms to selected individuals. You can remove access to the forms at any time.

**Options:**  
☐ [Share Forms](#)  
☒ [Manage Access to Forms](#)

### Detailed Summary of Submitted Forms

**Survey Forms Submitted:** 38

**Survey Version:** Responses to the survey approved in 2010. (Responses: 23)

1. How well were the course objectives communicated to students?	Excellent	Above Average	Average	Below Average	Poor	Not Applicable	No Response	Mean: 3.48 (1-5 scale)
	5	5	11	0	2	0	0	
2. How well was the grading system communicated to students?	Excellent	Above Average	Average	Below Average	Poor	Not Applicable	No Response	Mean: 2.87 (1-5 scale)
	4	3	6	6	4	0	0	
3. How well did class sessions increase your understanding of the subject?	Excellent	Above Average	Average	Below Average	Poor	Not Applicable	No Response	Mean: 3.30 (1-5 scale)
	5	4	8	5	1	0	0	
4. How well did reading assignments increase your understanding of the subject?	Excellent	Above Average	Average	Below Average	Poor	Not Applicable	No Response	Mean: 2.78 (1-5 scale)
	2	4	7	7	3	0	0	
5. How well did other course assignments increase your understanding of the subject?	Excellent	Above Average	Average	Below Average	Poor	Not Applicable	No Response	Mean: 3.45 (1-5 scale)
	4	4	13	8	1	1	0	
6. How well did other learning resources used in this course, such as related Web sites, software, and study guides, increase your understanding of the subject?	Excellent	Above Average	Average	Below Average	Poor	Not Applicable	No Response	Mean: 3.47 (1-5 scale)
	4	4	9	3	0	4	0	
7. How do you rate the intellectual challenge of this course?	Excellent	Above Average	Average	Below Average	Poor	Not Applicable	No Response	Mean: 3.48 (1-5 scale)
	3	11	5	2	2	8	0	
8. How do you rate this course?	Excellent	Above Average	Average	Below Average	Poor	Not Applicable	No Response	Mean: 3.04 (1-5 scale)
	2	7	7	4	3	8	0	
9. How do you rate the overall quality of the classroom?	Excellent	Above Average	Average	Below Average	Poor	Not Applicable	No Response	Mean: 3.04 (1-5 scale)
	2	2	13	3	1	8	0	
10. How do you rate the quality of the furniture in the classroom?	Excellent	Above Average	Average	Below Average	Poor	Not Applicable	No Response	Mean: 2.96 (1-5 scale)
	3	3	12	3	2	8	0	
11. How do you rate the quality of the equipment (computers, projectors, and so on) in the classroom?	Excellent	Above Average	Average	Below Average	Poor	Not Applicable	No Response	Mean: 2.88 (1-5 scale)
	2	3	13	3	2	8	0	

12. If a course management system such as KAMCT was used in this course, how do you rate this course management system?

Excellent	Above Average	Average	Below Average	Poor	Not Applicable	No Response
2	3	10	2	3	3	3

Mean: 2.95 (1-5 scale)



13. How do you rate the instructor's knowledge of the subject?

Excellent	Above Average	Average	Below Average	Poor	Not Applicable	No Response
9	8	4	1	3	0	3

Mean: 4.06 (1-5 scale)



14. How effectively did the instructor facilitate student learning?

Excellent	Above Average	Average	Below Average	Poor	Not Applicable	No Response
3	6	5	7	2	0	3

Mean: 3.04 (1-5 scale)



15. How do you rate the instructor's enthusiasm for teaching the subject?

Excellent	Above Average	Average	Below Average	Poor	Not Applicable	No Response
7	6	9	1	1	0	3

Mean: 3.65 (1-5 scale)



16. How well did the instructor organize the course?

Excellent	Above Average	Average	Below Average	Poor	Not Applicable	No Response
3	4	9	6	1	0	3

Mean: 3.09 (1-5 scale)



17. How prepared was the instructor for class sessions?

Excellent	Above Average	Average	Below Average	Poor	Not Applicable	No Response
6	7	8	3	3	0	3

Mean: 3.74 (1-5 scale)



18. How do you rate the instructor's effectiveness at managing class sessions?

Excellent	Above Average	Average	Below Average	Poor	Not Applicable	No Response
4	6	5	7	3	0	3

Mean: 3.30 (1-5 scale)



19. How do you rate the instructor's fairness and impartiality in the assignment of grades?

Excellent	Above Average	Average	Below Average	Poor	Not Applicable	No Response
5	4	7	6	1	0	0

Mean: 3.26 (1-5 scale)



20. How well did the instructor create an atmosphere that was respectful of student opinions, ideas, and differences?

Excellent	Above Average	Average	Below Average	Poor	Not Applicable	No Response
0	3	2	6	3	0	0


Mean: 3.36 (1-5 scale)



21. How effectively did the instructor communicate?

Excellent	Above Average	Average	Below Average	Poor	Not Applicable	No Response
6	2	8	7	3	0	0

Mean: 3.30 (1-5 scale)



22. How do you rate the availability of the instructor to help students outside of class?

Excellent	Above Average	Average	Below Average	Poor	Not Applicable	No Response
3	7	5	5	3	1	0

Mean: 3.32 (1-5 scale)



23. How do you rate this instructor?

Excellent	Above Average	Average	Below Average	Poor	Not Applicable	No Response
4	7	6	3	3	0	0

Mean: 3.26 (1-5 scale)



24. How do you rate your class attendance in this course?

Excellent	Above Average	Average	Below Average	Poor	Not Applicable	No Response
14	4	3	0	3	0	0

Mean: 4.57 (1-5 scale)



25. How do you rate your level of effort in this course?

Excellent	Above Average	Average	Below Average	Poor	Not Applicable	No Response
3	13	5	0	3	0	0

Mean: 4.30 (1-5 scale)



**ETST380A2 War, Militarism, and GI Resistance, Section 001****Instructor:** Benjamin Schrader, Instructor**College and Department:** Liberal Arts, Ethnic Studies**Term:** Spring 2015**Course Reference Number:** 24693**Enrollment:** 25**Detailed Summary of Submitted Forms****Survey Forms Submitted:** 20

The scanned survey forms (available below as PDF files) are intended solely for viewing by the course instructor. Students and other members of the CSU community do not have access to these forms. You may, however, provide access to the survey forms to selected individuals. You can remove access to the forms at any time.

**Options:**[Share Forms](#)[Manage Access to Forms](#)

1. How well were the course objectives communicated to students?

Excellent	Above Average	Average	Below Average	Poor	Not Applicable	No Response
18	2	0	0	0	0	0

**Mean:** 4.90 (1-5 scale)

2. How well was the grading system communicated to students?

Excellent	Above Average	Average	Below Average	Poor	Not Applicable	No Response
14	5	1	0	0	0	0

**Mean:** 4.65 (1-5 scale)

3. How well did class sessions increase your understanding of the subject?

Excellent	Above Average	Average	Below Average	Poor	Not Applicable	No Response
15	4	0	0	1	0	0

**Mean:** 4.60 (1-5 scale)

4. How well did reading assignments increase your understanding of the subject?

Excellent	Above Average	Average	Below Average	Poor	Not Applicable	No Response
13	4	2	1	0	0	0

**Mean:** 4.45 (1-5 scale)

5. How well did other course assignments increase your understanding of the subject?

Excellent	Above Average	Average	Below Average	Poor	Not Applicable	No Response
13	4	2	0	1	0	0

**Mean:** 4.40 (1-5 scale)

6. How well did other learning resources used in this course — such as related websites, software, study guides, and media — increase your understanding of the subject?

Excellent	Above Average	Average	Below Average	Poor	Not Applicable	No Response
11	4	2	0	1	2	0

**Mean:** 4.33 (1-5 scale)

7. How well was feedback provided — such as reviews, quizzes, critiques, and homework — to help you track your progress?

Excellent	Above Average	Average	Below Average	Poor	Not Applicable	No Response
12	5	2	0	1	0	0

**Mean:** 4.35 (1-5 scale)

8. If you accessed course information through an online system — such as a website or RamCT — how do you rate the ease of finding information?

Excellent	Above Average	Average	Below Average	Poor	Not Applicable	No Response
14	2	3	1	0	0	0

**Mean:** 4.45 (1-5 scale)

9. How do you rate the clarity and completeness of instructions provided in the course for engaging in class activities and completing course work?

Excellent	Above Average	Average	Below Average	Poor	Not Applicable	No Response
14	4	1	0	1	0	0

**Mean:** 4.50 (1-5 scale)

10. How do you rate the intellectual challenge of this course?

Excellent	Above Average	Average	Below Average	Poor	Not Applicable	No Response
10	6	3	0	1	0	0

**Mean:** 4.20 (1-5 scale)

11. How do you rate this course?

Excellent	Above Average	Average	Below Average	Poor	Not Applicable	No Response
16	2	1	0	1	0	0

**Mean:** 4.60 (1-5 scale)

12. How do you rate the instructor's knowledge of the subject?	Excellent	Above Average	Average	Below Average	Poor	Not Applicable	No Response	Mean: 4.65 (1-5 scale)
	17	3	0	0	0	0	0	
13. How effectively did the instructor facilitate student learning?	Excellent	Above Average	Average	Below Average	Poor	Not Applicable	No Response	Mean: 4.60 (1-5 scale)
	15	4	0	0	1	0	0	
14. How do you rate the instructor's enthusiasm for teaching the subject?	Excellent	Above Average	Average	Below Average	Poor	Not Applicable	No Response	Mean: 4.93 (1-5 scale)
	19	1	0	0	0	0	0	
15. How well did the instructor organize the course?	Excellent	Above Average	Average	Below Average	Poor	Not Applicable	No Response	Mean: 4.70 (1-5 scale)
	17	1	1	1	0	0	0	
16. How prepared was the instructor for class sessions?	Excellent	Above Average	Average	Below Average	Poor	Not Applicable	No Response	Mean: 4.75 (1-5 scale)
	16	3	1	0	0	0	0	
17. How do you rate the instructor's effectiveness at managing class sessions?	Excellent	Above Average	Average	Below Average	Poor	Not Applicable	No Response	Mean: 4.50 (1-5 scale)
	13	4	0	0	1	0	0	
18. How do you rate the instructor's effectiveness at facilitating online and/or in-class interactions (communication, discussion, etc.)?	Excellent	Above Average	Average	Below Average	Poor	Not Applicable	No Response	Mean: 4.74 (1-5 scale)
	15	3	1	0	0	1	0	
19. How do you rate the instructor's fairness and impartiality in the assignment of grades?	Excellent	Above Average	Average	Below Average	Poor	Not Applicable	No Response	Mean: 4.55 (1-5 scale)
	15	3	1	0	1	0	0	
20. How well did the instructor create an atmosphere that was respectful of student opinions, ideas, and differences?	Excellent	Above Average	Average	Below Average	Poor	Not Applicable	No Response	Mean: 4.30 (1-5 scale)
	11	6	2	0	1	0	0	
21. How effectively did the instructor communicate?	Excellent	Above Average	Average	Below Average	Poor	Not Applicable	No Response	Mean: 4.35 (1-5 scale)
	13	3	3	0	1	0	0	
22. How do you rate the availability of the instructor to help students outside of class?	Excellent	Above Average	Average	Below Average	Poor	Not Applicable	No Response	Mean: 4.50 (1-5 scale)
	12	3	3	0	0	2	0	
23. How do you rate this instructor?	Excellent	Above Average	Average	Below Average	Poor	Not Applicable	No Response	Mean: 4.55 (1-5 scale)
	14	5	0	0	1	0	0	



**ETST100 Introduction to Ethnic Studies (GT-SS3), Section 001**

Instructor: Benjamin Schrader, Instructor

College and Department: Liberal Arts, Ethnic Studies

Term: Spring 2015

Course Reference Number: 21955

Enrollment: 44

**Detailed Summary of Submitted Forms**

Survey Forms Submitted: 36

The survey survey forms (presented below as PDF files) are intended solely for viewing by the course instructor. Students and other members of the CSU community do not have access to these forms. You may, however, provide access to the survey forms to selected individuals. You can remove access to the forms at any time.

**Options:**[Share Forms](#)[Manage Access to Forms](#)

1. How well were the course objectives communicated to students?

Excellent	Above Average	Average	Below Average	Poor	Not Applicable	No Response
14	9	11	1	1	0	0

Mean: 3.94 (1-5 scale)

2. How well was the grading system communicated to students?

Excellent	Above Average	Average	Below Average	Poor	Not Applicable	No Response
15	10	9	2	0	0	0

Mean: 4.06 (1-5 scale)

3. How well did class sessions increase your understanding of the subject?

Excellent	Above Average	Average	Below Average	Poor	Not Applicable	No Response
20	7	5	2	2	0	0

Mean: 4.14 (1-5 scale)

4. How well did reading assignments increase your understanding of the subject?

Excellent	Above Average	Average	Below Average	Poor	Not Applicable	No Response
11	12	6	3	4	0	0

Mean: 3.64 (1-5 scale)

5. How well did other course assignments increase your understanding of the subject?

Excellent	Above Average	Average	Below Average	Poor	Not Applicable	No Response
10	8	7	3	3	5	0

Mean: 3.61 (1-5 scale)

6. How well did other learning resources used in this course — such as selected websites, software, study guides, and media — increase your understanding of the subject?

Excellent	Above Average	Average	Below Average	Poor	Not Applicable	No Response
12	5	11	1	1	5	0

Mean: 3.67 (1-5 scale)

7. How well was feedback provided — such as reviews, critiques, critiques, and feedback — to help you track your progress?

Excellent	Above Average	Average	Below Average	Poor	Not Applicable	No Response
11	6	14	5	2	0	0

Mean: 3.47 (1-5 scale)

8. If you accessed course information through an online system — such as a website or Blackboard — how do you rate the ease of finding information?

Excellent	Above Average	Average	Below Average	Poor	Not Applicable	No Response
12	18	8	2	1	0	0

Mean: 3.75 (1-5 scale)

9. How do you rate the clarity and completeness of instructions provided in the course for engaging in class activities and completing course work?

Excellent	Above Average	Average	Below Average	Poor	Not Applicable	No Response
12	9	10	4	1	0	0

Mean: 3.75 (1-5 scale)

10. How do you rate the intellectual challenge of this course?









Excellent	Above Average	Average	Below Average	Poor	Not Applicable	No Response
10	6	15	2	1	0	0

Mean: 3.50 (1-5 scale)

11. How do you rate this course?

Excellent	Above Average	Average	Below Average	Poor	Not Applicable	No Response
14	7	17	2	2	0	0

Mean: 3.75 (1-5 scale)

12. How do you rate the instructor's knowledge of the subject?	Excellent 22	Above Average 11	Average 1	Below Average 2	Poor 0	Not Applicable 0	No Response 0	Mean: 4.47 (1-5 scale) 
13. How effectively did the instructor facilitate student learning?	Excellent 14	Above Average 11	Average 5	Below Average 5	Poor 1	Not Applicable 0	No Response 0	Mean: 3.89 (1-5 scale) 
14. How do you rate the instructor's enthusiasm for teaching the subject?	Excellent 17	Above Average 10	Average 3	Below Average 2	Poor 2	Not Applicable 0	No Response 0	Mean: 4.06 (1-5 scale) 
15. How well did the instructor organize the course?	Excellent 15	Above Average 9	Average 7	Below Average 3	Poor 2	Not Applicable 0	No Response 0	Mean: 3.89 (1-5 scale) 
16. How prepared was the instructor for class sessions?	Excellent 19	Above Average 8	Average 5	Below Average 2	Poor 2	Not Applicable 0	No Response 0	Mean: 4.11 (1-5 scale) 
17. How do you rate the instructor's effectiveness at managing class sessions?	Excellent 14	Above Average 11	Average 5	Below Average 2	Poor 1	Not Applicable 0	No Response 1	Mean: 3.89 (1-5 scale) 
18. How do you rate the instructor's effectiveness at facilitating online and/or in-class interactions (communication, discussions, etc.)?	Excellent 18	Above Average 5	Average 8	Below Average 2	Poor 1	Not Applicable 1	No Response 1	Mean: 4.09 (1-5 scale) 
19. How do you rate the instructor's fairness and impartiality in the assignment of grades?	Excellent 18	Above Average 11	Average 5	Below Average 1	Poor 1	Not Applicable 0	No Response 0	Mean: 4.22 (1-5 scale) 
20. How well did the instructor create an atmosphere that was respectful of student opinions, ideas, and differences?	Excellent 19	Above Average 8	Average 4	Below Average 3	Poor 2	Not Applicable 0	No Response 0	Mean: 4.08 (1-5 scale) 
21. How effectively did the instructor communicate?	Excellent 15	Above Average 7	Average 10	Below Average 3	Poor 1	Not Applicable 0	No Response 0	Mean: 3.89 (1-5 scale) 
22. How do you rate the availability of the instructor to help students outside of class?	Excellent 14	Above Average 5	Average 7	Below Average 0	Poor 2	Not Applicable 8	No Response 0	Mean: 4.04 (1-5 scale) 
23. How do you rate this instructor?	Excellent 13	Above Average 12	Average 8	Below Average 2	Poor 1	Not Applicable 0	No Response 0	Mean: 3.94 (1-5 scale) 

**ETST365 Global Environmental Justice Movements, Section 001**

Instructor: Benjamin Schrader, Instructor

College and Departments: Liberal Arts, Ethnic Studies

Term: Fall 2015

Course Reference Number: 73896

Enrollment: Not Available

**Detailed Summary of Submitted Forms**

Survey Forms Submitted: 10

The scanned survey forms (attached below as PDF files) are intended solely for viewing by the course instructor. Students and other members of the CSU community do not have access to these forms. You may, however, provide access to the survey forms to selected individuals. You can remove access to the forms at any time.

**Options:**☐ Share Forms☒ Manage Access to Forms

1. How well were the course objectives communicated to students?	Excellent	Above Average	Average	Below Average	Poor	Not Applicable	No Response	Mean: 4.60 (1-5 scale)
	7	2	1	0	0	0	0	
2. How well was the grading system communicated to students?	Excellent	Above Average	Average	Below Average	Poor	Not Applicable	No Response	Mean: 3.90 (1-5 scale)
	3	3	4	0	0	0	0	
3. How well did class sessions increase your understanding of the subject?	Excellent	Above Average	Average	Below Average	Poor	Not Applicable	No Response	Mean: 4.70 (1-5 scale)
	7	3	0	0	0	0	0	
4. How well did reading assignments increase your understanding of the subject?	Excellent	Above Average	Average	Below Average	Poor	Not Applicable	No Response	Mean: 4.60 (1-5 scale)
	7	2	1	0	0	0	0	
5. How well did other course assignments increase your understanding of the subject?	Excellent	Above Average	Average	Below Average	Poor	Not Applicable	No Response	Mean: 4.33 (1-5 scale)
	4	4	1	0	0	0	1	
6. How well did other learning resources used in this course — such as related websites, software, study guides, and media — increase your understanding of the subject?	Excellent	Above Average	Average	Below Average	Poor	Not Applicable	No Response	Mean: 4.11 (1-5 scale)
	4	2	3	0	0	1	0	
7. How well was feedback provided, such as reviews, quizzes, critiques, and homework — to help you track your progress?	Excellent	Above Average	Average	Below Average	Poor	Not Applicable	No Response	Mean: 3.56 (1-5 scale)
	4	1	2	0	2	1	0	
8. If you accessed course information through an online system — such as a website or RainCT — how do you rate the ease of finding information?	Excellent	Above Average	Average	Below Average	Poor	Not Applicable	No Response	Mean: 4.11 (1-5 scale)
	3	4	2	0	0	0	1	
9. How do you rate the clarity and completeness of instructions provided in the course for engaging in class activities and completing course work?	Excellent	Above Average	Average	Below Average	Poor	Not Applicable	No Response	Mean: 4.30 (1-5 scale)
	4	5	1	0	0	0	0	
10. How do you rate the intellectual challenge of this course?	Excellent	Above Average	Average	Below Average	Poor	Not Applicable	No Response	Mean: 4.60 (1-5 scale)
	5	5	0	0	0	0	0	

11. How do you rate this course?	<table><tr><td>Excellent</td><td>Above Average</td><td>Average</td><td>Below Average</td><td>Poor</td><td>Not Applicable</td><td>No Response</td></tr><tr><td>7</td><td>2</td><td>1</td><td>0</td><td>0</td><td>0</td><td>0</td></tr></table>	Excellent	Above Average	Average	Below Average	Poor	Not Applicable	No Response	7	2	1	0	0	0	0	Mean: 4.60 (1-5 scale) <div></div>
Excellent	Above Average	Average	Below Average	Poor	Not Applicable	No Response										
7	2	1	0	0	0	0										
12. How do you rate the instructor's knowledge of the subject?	<table><tr><td>Excellent</td><td>Above Average</td><td>Average</td><td>Below Average</td><td>Poor</td><td>Not Applicable</td><td>No Response</td></tr><tr><td>10</td><td>0</td><td>0</td><td>0</td><td>0</td><td>0</td><td>0</td></tr></table>	Excellent	Above Average	Average	Below Average	Poor	Not Applicable	No Response	10	0	0	0	0	0	0	Mean: 5.00 (1-5 scale) <div></div>
Excellent	Above Average	Average	Below Average	Poor	Not Applicable	No Response										
10	0	0	0	0	0	0										
13. How effectively did the instructor facilitate student learning?	<table><tr><td>Excellent</td><td>Above Average</td><td>Average</td><td>Below Average</td><td>Poor</td><td>Not Applicable</td><td>No Response</td></tr><tr><td>0</td><td>2</td><td>2</td><td>0</td><td>0</td><td>0</td><td>0</td></tr></table>	Excellent	Above Average	Average	Below Average	Poor	Not Applicable	No Response	0	2	2	0	0	0	0	Mean: 4.40 (1-5 scale) <div></div>
Excellent	Above Average	Average	Below Average	Poor	Not Applicable	No Response										
0	2	2	0	0	0	0										
14. How do you rate the instructor's enthusiasm for teaching the subject?	<table><tr><td>Excellent</td><td>Above Average</td><td>Average</td><td>Below Average</td><td>Poor</td><td>Not Applicable</td><td>No Response</td></tr><tr><td>9</td><td>1</td><td>0</td><td>0</td><td>0</td><td>0</td><td>0</td></tr></table>	Excellent	Above Average	Average	Below Average	Poor	Not Applicable	No Response	9	1	0	0	0	0	0	Mean: 4.90 (1-5 scale) <div></div>
Excellent	Above Average	Average	Below Average	Poor	Not Applicable	No Response										
9	1	0	0	0	0	0										
15. How well did the instructor organize the course?	<table><tr><td>Excellent</td><td>Above Average</td><td>Average</td><td>Below Average</td><td>Poor</td><td>Not Applicable</td><td>No Response</td></tr><tr><td>6</td><td>3</td><td>1</td><td>0</td><td>0</td><td>0</td><td>0</td></tr></table>	Excellent	Above Average	Average	Below Average	Poor	Not Applicable	No Response	6	3	1	0	0	0	0	Mean: 4.50 (1-5 scale) <div></div>
Excellent	Above Average	Average	Below Average	Poor	Not Applicable	No Response										
6	3	1	0	0	0	0										
16. How prepared was the instructor for class sessions?	<table><tr><td>Excellent</td><td>Above Average</td><td>Average</td><td>Below Average</td><td>Poor</td><td>Not Applicable</td><td>No Response</td></tr><tr><td>8</td><td>1</td><td>1</td><td>0</td><td>0</td><td>0</td><td>0</td></tr></table>	Excellent	Above Average	Average	Below Average	Poor	Not Applicable	No Response	8	1	1	0	0	0	0	Mean: 4.70 (1-5 scale) <div></div>
Excellent	Above Average	Average	Below Average	Poor	Not Applicable	No Response										
8	1	1	0	0	0	0										
17. How do you rate the instructor's effectiveness at managing class sessions?	<table><tr><td>Excellent</td><td>Above Average</td><td>Average</td><td>Below Average</td><td>Poor</td><td>Not Applicable</td><td>No Response</td></tr><tr><td>9</td><td>0</td><td>1</td><td>0</td><td>0</td><td>0</td><td>0</td></tr></table>	Excellent	Above Average	Average	Below Average	Poor	Not Applicable	No Response	9	0	1	0	0	0	0	Mean: 4.80 (1-5 scale) <div></div>
Excellent	Above Average	Average	Below Average	Poor	Not Applicable	No Response										
9	0	1	0	0	0	0										
18. How do you rate the instructor's effectiveness at facilitating online and/or in-class interactions (communication, discussions, etc.)?	<table><tr><td>Excellent</td><td>Above Average</td><td>Average</td><td>Below Average</td><td>Poor</td><td>Not Applicable</td><td>No Response</td></tr><tr><td>5</td><td>2</td><td>1</td><td>0</td><td>0</td><td>2</td><td>0</td></tr></table>	Excellent	Above Average	Average	Below Average	Poor	Not Applicable	No Response	5	2	1	0	0	2	0	Mean: 4.58 (1-5 scale) <div></div>
Excellent	Above Average	Average	Below Average	Poor	Not Applicable	No Response										
5	2	1	0	0	2	0										
19. How do you rate the instructor's fairness and impartiality in the assignment of grades?	<table><tr><td>Excellent</td><td>Above Average</td><td>Average</td><td>Below Average</td><td>Poor</td><td>Not Applicable</td><td>No Response</td></tr><tr><td>5</td><td>2</td><td>0</td><td>0</td><td>0</td><td>2</td><td>0</td></tr></table>	Excellent	Above Average	Average	Below Average	Poor	Not Applicable	No Response	5	2	0	0	0	2	0	Mean: 4.50 (1-5 scale) <div></div>
Excellent	Above Average	Average	Below Average	Poor	Not Applicable	No Response										
5	2	0	0	0	2	0										
20. How well did the instructor create an atmosphere that was respectful of student opinions, ideas, and differences?	<table><tr><td>Excellent</td><td>Above Average</td><td>Average</td><td>Below Average</td><td>Poor</td><td>Not Applicable</td><td>No Response</td></tr><tr><td>0</td><td>2</td><td>2</td><td>0</td><td>0</td><td>0</td><td>0</td></tr></table>	Excellent	Above Average	Average	Below Average	Poor	Not Applicable	No Response	0	2	2	0	0	0	0	Mean: 4.48 (1-5 scale) <div></div>
Excellent	Above Average	Average	Below Average	Poor	Not Applicable	No Response										
0	2	2	0	0	0	0										
21. How effectively did the instructor communicate?	<table><tr><td>Excellent</td><td>Above Average</td><td>Average</td><td>Below Average</td><td>Poor</td><td>Not Applicable</td><td>No Response</td></tr><tr><td>3</td><td>0</td><td>2</td><td>0</td><td>0</td><td>0</td><td>0</td></tr></table>	Excellent	Above Average	Average	Below Average	Poor	Not Applicable	No Response	3	0	2	0	0	0	0	Mean: 4.38 (1-5 scale) <div></div>
Excellent	Above Average	Average	Below Average	Poor	Not Applicable	No Response										
3	0	2	0	0	0	0										
22. How do you rate the availability of the instructor to help students outside of class?	<table><tr><td>Excellent</td><td>Above Average</td><td>Average</td><td>Below Average</td><td>Poor</td><td>Not Applicable</td><td>No Response</td></tr><tr><td>3</td><td>4</td><td>2</td><td>0</td><td>0</td><td>1</td><td>0</td></tr></table>	Excellent	Above Average	Average	Below Average	Poor	Not Applicable	No Response	3	4	2	0	0	1	0	Mean: 4.21 (1-5 scale) <div></div>
Excellent	Above Average	Average	Below Average	Poor	Not Applicable	No Response										
3	4	2	0	0	1	0										
23. How do you rate this instructor?	<table><tr><td>Excellent</td><td>Above Average</td><td>Average</td><td>Below Average</td><td>Poor</td><td>Not Applicable</td><td>No Response</td></tr><tr><td>0</td><td>0</td><td>1</td><td>0</td><td>0</td><td>0</td><td>0</td></tr></table>	Excellent	Above Average	Average	Below Average	Poor	Not Applicable	No Response	0	0	1	0	0	0	0	Mean: 4.58 (1-5 scale) <div></div>
Excellent	Above Average	Average	Below Average	Poor	Not Applicable	No Response										
0	0	1	0	0	0	0										



<b>ETST 380A4: Perspectives From War Course Survey Report</b>									
		Excellent	Above Average	Average	Below Average	Poor	Not Applicable	No Response	Mean
1	How well were the course objectives communicated to students?	18	2	0	0	0	0	0	<b>4.90</b>
2	How well was the grading system communicated to students?	16	2	2	0	0	0	0	<b>4.70</b>
3	How well did class sessions increase your understanding of the subject?	19	1	0	0	0	0	0	<b>4.95</b>
4	How well did reading assignments increase your understanding of the subject?	17	3	0	0	0	0	0	<b>4.85</b>
5	How well did other course assignments increase your understanding of the subject?	16	4	0	0	0	0	0	<b>4.80</b>
6	How well did other learning resources increase your understanding of the subject?	14	4	0	0	0	2	0	<b>4.78</b>

7	How well was feedback provided to help you track your progress?	13	1	3	0	0	3	0	<b>4.59</b>
8	If you accessed course information through an online system how do you rate the ease of finding information?	15	1	2	0	0	1	0	<b>4.72</b>
9	How do you rate the clarity and completeness of instructions provided in the course for engaging in class activities?	17	1	2	0	0	0	0	<b>4.75</b>
10	How do you rate the intellectual challenge of this course?	14	6	0	0	0	0	0	<b>4.70</b>
11	How do you rate this course?	16	4	0	0	0	0	0	<b>4.80</b>
12	How do you rate the instructor's knowledge of the subject?	20	0	0	0	0	0	0	<b>5.00</b>
13	How effectively did the instructor facilitate student learning?	18	1	1	0	0	0	0	<b>4.85</b>

14	How do you rate the instructor's enthusiasm for teaching the subject?	19	1	0	0	0	0	0	<b>4.95</b>
15	How well did the instructor organize the course?	17	1	1	0	0	0	0	<b>4.84</b>
16	How prepared was the instructor for class sessions?	19	1	0	0	0	0	0	<b>4.95</b>
17	How do you rate the instructor's effectiveness at managing class sessions?	17	1	2	0	0	0	0	<b>4.75</b>
18	How do you rate the instructor's effectiveness at facilitating online/in-class interactions?	13	3	1	0	0	2	0	<b>4.71</b>
19	How do you rate the instructor's fairness and impartiality in the assignment of grades?	17	2	0	0	0	0	0	<b>4.89</b>

20	How well did the instructor create an atmosphere that was respectful of student opinions, ideas, and differences?	18	1	1	0	0	0	0	<b>4.85</b>
21	How effectively did the instructor communicate?	19	1	0	0	0	0	0	<b>4.95</b>
22	How do you rate the availability of the instructor to help students outside of class?	19	1	0	0	0	0	0	<b>4.95</b>
23	How do you rate this instructor?	19	1	0	0	0	0	0	<b>4.95</b>
24	How do you rate the overall quality of the classroom?	10	2	7	0	0	1	0	<b>4.16</b>
25	How do you rate the quality of the equipment in the classroom?	8	5	4	1	0	1	0	<b>4.11</b>
26	How do you rate your class attendance in this course?	11	6	2	0	1	0	0	<b>4.30</b>



27	How do you rate your level of effort in this course?	12	6	1	1	0	0	0	4.45
		YES	NO						
28	I am majoring in the department offering this course.	3	14						
		A	B	C	D	F	S	U	No Response
29	I expect to receive the following grade in this course.	12	7	1	0	0	0	0	0

SP 16 ETST 100 Sec 004 Course Survey Report									
		Excellent	Above Average	Average	Below Average	Poor	Not Applicable	No Response	Mean
1	How well were the course objectives communicated to students?	10	7	1	0	0	0	0	4.50
2	How well was the grading system communicated to students?	11	6	0	0	0	0	0	4.65
3	How well did class sessions increase your understanding of the subject?	13	5	0	0	0	0	0	4.72
4	How well did reading assignments increase your understanding of the subject?	9	6	2	1	0	0	0	4.28
5	How well did other course assignments increase your understanding of the subject?	10	6	1	1	0	0	0	4.39
6	How well did other learning resources increase your understanding of the subject?	12	3	2	1	0	0	0	4.44

7	How well was feedback provided to help you track your progress?	9	5	4	0	0	0	0	<b>4.28</b>
8	If you accessed course information through an online system how do you rate the ease of finding information?	9	4	2	0	0	1	1	<b>4.47</b>
9	How do you rate the clarity and completeness of instructions provided in the course for engaging in class activities?	9	7	2	0	0	0	0	<b>4.39</b>
10	How do you rate the intellectual challenge of this course?	8	6	1	2	1	0	0	<b>4.00</b>
11	How do you rate this course?	12	4	2	0	0	0	0	<b>4.56</b>
12	How do you rate the instructor's knowledge of the subject?	13	3	1	0	0	0	0	<b>4.71</b>

13	How effectively did the instructor facilitate student learning?	12	6	0	0	0	0	0	<b>4.67</b>
14	How do you rate the instructor's enthusiasm for teaching the subject?	15	3	0	0	0	0	0	<b>4.83</b>
15	How well did the instructor organize the course?	11	5	1	0	0	0	1	<b>4.59</b>
16	How prepared was the instructor for class sessions?	11	5	1	0	0	0	0	<b>4.59</b>
17	How do you rate the instructor's effectiveness at managing class sessions?	13	5	0	0	0	0	0	<b>4.72</b>
18	How do you rate the instructor's effectiveness at facilitating online/in-class interactions?	13	3	2	0	0	0	0	<b>4.61</b>
19	How do you rate the instructor's fairness and impartiality in the assignment of grades?	16	1	1	0	0	0	0	<b>4.83</b>



20	How well did the instructor create an atmosphere that was respectful of student opinions, ideas, and differences?	14	2	1	0	0	0	0	<b>4.76</b>
21	How effectively did the instructor communicate?	13	5	0	0	0	0	0	<b>4.72</b>
22	How do you rate the availability of the instructor to help students outside of class?	11	7	0	0	0	0	0	<b>4.61</b>
23	How do you rate this instructor?	13	5	0	0	0	0	0	<b>4.72</b>
24	How do you rate the overall quality of the classroom?	12	4	2	0	0	0	0	<b>4.56</b>
25	How do you rate the quality of the equipment in the classroom?	12	5	1	0	0	0	0	<b>4.61</b>
26	How do you rate your class attendance in this course?	13	5	0	0	0	0	0	<b>4.72</b>
27	How do you rate your level of effort in this course?	9	6	2	1	0	0	0	<b>4.28</b>
		YES	NO						

[illegible]

**ETST380A4 Perspectives from War, Section 001**  
**Instructor:** Benjamin Schrader, Instructor  
**College and Department:** Liberal Arts, Ethnic Studies  
**Term:** Fall 2016  
**Course Reference Number:** 77373  
**Enrollment:** 22

## Brief Summary of Submitted Forms

### Survey Forms Submitted: 22

Scales: Excellent = 5; Above Average = 4; Average = 3; Below Average = 2; Poor = 1; NA = Not Applicable; NR = No Response

	5	4	3	2	1	NA	NR		
1. How well were the course objectives communicated to students?	16	5	0	0	0	0	1		Mean: 4.76
2. How well was the grading system communicated to students?	17	4	0	0	0	0	1		Mean: 4.81
3. How well did class sessions increase your understanding of the subject?	14	7	0	0	0	0	1		Mean: 4.67
4. How well did reading assignments increase your understanding of the subject?	17	3	1	0	0	0	1		Mean: 4.76
5. How well did other course assignments increase your understanding of the subject?	14	7	0	0	0	0	1		Mean: 4.67
6. How well did other learning resources used in this course — such as related websites, software, study guides, and media — increase your understanding of the subject?	14	4	0	0	0	3	1		Mean: 4.78
7. How well was feedback provided — such as reviews, critiques, critiques, and homework — to help you track your progress?	12	6	3	0	0	0	1		Mean: 4.43
8. If you accessed course information through an online system — such as a website or Blackboard — how do you rate the ease of finding information?	16	4	0	0	0	1	1		Mean: 4.80
9. How do you rate the clarity and completeness of instructions provided in the course for engaging in class activities and completing course work?	16	4	0	1	0	0	1		Mean: 4.67
10. How do you rate the intellectual challenge of this course?	11	5	4	0	1	0	1		Mean: 4.19
11. How do you rate this course?	15	5	1	0	0	0	1		Mean: 4.67
12. How do you rate the instructor's knowledge of the subject?	17	4	0	0	0	0	1		Mean: 4.81
13. How effectively did the instructor facilitate student learning?	17	3	1	0	0	0	1		Mean: 4.76
14. How do you rate the instructor's enthusiasm for teaching the subject?	20	1	0	0	0	0	1		Mean: 4.95
15. How well did the instructor organize the course?	15	2	0	0	0	0	1		Mean: 4.90
16. How prepared was the instructor for class sessions?	16	3	0	0	0	0	1		Mean: 4.86
17. How do you rate the instructor's effectiveness at managing class sessions?	17	4	0	0	0	0	1		Mean: 4.81
18. How do you rate the instructor's effectiveness at facilitating written and/or in-classroom interactions (uninterrupted discussion, etc.)?	16	3	1	0	0	1	1		Mean: 4.75
19. How do you rate the instructor's fairness and impartiality in the assignment of grades?	15	2	0	0	0	0	1		Mean: 4.90
20. How well did the instructor create an atmosphere that was respectful of student opinions, ideas, and differences?	16	1	1	1	0	0	1		Mean: 4.71
21. How effectively did the instructor communicate?	17	4	0	0	0	0	1		Mean: 4.81
22. How do you rate the availability of the instructor to help students outside of class?	16	2	0	0	0	0	1		Mean: 4.86
23. How do you rate this instructor?	16	5	0	0	0	0	1		Mean: 4.76
24. How do you rate the overall quality of the classroom?	17	2	1	1	0	0	1		Mean: 4.67
25. How do you rate the quality of the equipment (computers, projectors, and so on) in the classroom?	16	2	3	0	0	0	1		Mean: 4.62
26. How do you rate your class attendance in this course?	9	10	2	0	0	0	1		Mean: 4.33
27. How do you rate your level of effort in this course?	11	9	1	0	0	0	2		Mean: 4.50
28. I am majoring in the department offering the course.	Yes	No	NR						
	9	12	0						
29. I expect to receive the following grade in this course.	A	B	C	D	F	S	U	NR	
	13	8	0	0	0	0	0	1	

**POLS421 Contemporary Political Theories, Section 002****Instructor:** Benjamin Schrader, Instructor**College and Department:** Liberal Arts, Political Science**Term:** Fall 2016**Course Reference Number:** 73364**Enrollment:** 33**Brief Summary of Submitted Forms****Survey Forms Submitted: 22**

Scale: Excellent = 5; Above Average = 4; Average = 3; Below Average = 2; Poor = 1; NA = Not Applicable; NR = No Response




























	5	4	3	2	1	NA	NR		
1. How well were the course objectives communicated to students?	14	4	3	1	0	0	0		Mean: 4.41
2. How well was the grading system communicated to students?	13	6	3	0	0	0	0		Mean: 4.45
3. How well did class sessions increase your understanding of the subject?	16	3	1	1	1	0	0		Mean: 4.45
4. How well did reading assignments increase your understanding of the subject?	11	4	4	3	0	0	0		Mean: 4.05
5. How well did other course assignments increase your understanding of the subject?	9	4	7	0	0	1	1		Mean: 4.10
6. How well did other learning resources used in this course — such as related websites, software, study guides, and media — increase your understanding of the subject?	10	1	4	0	0	7	0		Mean: 4.40
7. How well was feedback provided — such as reviews, quizzes, critiques, and homework — to help you track your progress?	9	3	6	0	0	2	0		Mean: 4.05
8. If you accessed course information through an online system — such as a website or RemCT — how do you rate the ease of finding information?	12	6	3	0	0	1	0		Mean: 4.43
9. How do you rate the clarity and completeness of instructions provided in the course for engaging in class activities and completing course work?	12	3	5	2	0	0	0		Mean: 4.14
10. How do you rate the intellectual challenge of this course?	16	4	1	0	1	0	0		Mean: 4.55
11. How do you rate this course?	10	9	3	0	0	0	0		Mean: 4.32
12. How do you rate the instructor's knowledge of the subject?	21	0	1	0	0	0	0		Mean: 4.91
13. How effectively did the instructor facilitate student learning?	14	6	0	1	1	0	0		Mean: 4.41
14. How do you rate the instructor's enthusiasm for teaching the subject?	21	1	0	0	0	0	0		Mean: 4.90
15. How well did the instructor organize the course?	12	5	4	0	0	0	0		Mean: 4.36
16. How prepared was the instructor for class sessions?	19	3	0	0	0	0	0		Mean: 4.50
17. How do you rate the instructor's effectiveness at managing class sessions?	17	2	2	0	0	0	0		Mean: 4.34
18. How do you rate the instructor's effectiveness at facilitating online and/or in-class interactions (communication, discussion, etc.)?	12	5	2	0	0	2	0		Mean: 4.50
19. How do you rate the instructor's fairness and impartiality in the assignment of grades?	17	2	2	0	0	0	0		Mean: 4.34
20. How well did the instructor create an atmosphere that was respectful of student opinions, ideas, and differences?	14	9	4	2	0	0	0		Mean: 4.36
21. How effectively did the instructor communicate?	17	4	1	0	0	0	0		Mean: 4.73
22. How do you rate the availability of the instructor to help students outside of class?	14	9	1	0	0	4	1		Mean: 4.36
23. How do you rate this instructor?	14	5	2	0	0	0	0		Mean: 4.55
24. How do you rate the overall quality of the classroom?	8	1	5	2	1	1	0		Mean: 3.34
25. How do you rate the quality of the equipment (computers, printers, and so on) in the classroom?	7	3	6	2	1	1	0		Mean: 3.32
26. How do you rate your class attendance in this course?	14	9	4	0	0	0	0		Mean: 4.34
27. How do you rate your level of effort in this course?	17	3	2	0	0	0	0		Mean: 4.36
28. I am majoring in the Department offering this course.	Yes	No	NR						
	18	4	0						
29. I expect to receive the following grade in this course.	A	B	C	D	F	S	U	NR	
	18	9	0	0	0	0	0	0	



**ETST100 Introduction to Ethnic Studies (GT-SS3), Section 102****Instructor:** Benjamin Schrader, Instructor**College and Department:** Liberal Arts, Ethnic Studies**Term:** Fall 2016**Course Reference Number:** 67952**Enrollment:** 19**Brief Summary of Submitted Forms****Survey Forms Submitted: 15****Scales:** Excellent = 5; Above Average = 4; Average = 3; Below Average = 2; Poor = 1; NA = Not Applicable; NR = No Response

	5	4	3	2	1	NA	NR		
1. How well were the course objectives communicated to students?	9	3	4	0	0	0	0		Mean: 4.31
2. How well was the grading system communicated to students?	9	6	1	0	0	0	0		Mean: 4.50
3. How well did class activities increase your understanding of the subject?	11	4	1	0	0	0	0		Mean: 4.63
4. How well did reading assignments increase your understanding of the subject?	8	3	5	0	0	0	0		Mean: 4.19
5. How well did other course assignments increase your understanding of the subject?	8	4	3	0	0	1	0		Mean: 4.13
6. How well did other learning resources used in this course — such as related websites, software, study guides, and media — increase your understanding of the subject?	7	6	3	0	0	0	0		Mean: 4.25
7. How well was feedback provided — such as reviews, quizzes, critiques, and homework — to help you track your progress?	4	7	2	1	0	0	0		Mean: 4.13
8. If you accessed course information through an online system — such as a website or RamCT — how do you rate the ease of finding information?	7	6	1	0	0	2	0		Mean: 4.43
9. How do you rate the clarity and completeness of instructions provided in the course for enclosed in class activities and completing course work?	9	5	2	0	0	0	0		Mean: 4.44
10. How do you rate the intellectual challenge of this course?	7	4	3	2	0	0	0		Mean: 4.00
11. How do you rate this course?	8	3	4	1	0	0	0		Mean: 4.13
12. How do you rate the instructor's knowledge of the subject?	13	3	0	0	0	0	0		Mean: 4.61
13. How effectively did the instructor facilitate student learning?	11	3	2	0	0	0	0		Mean: 4.56
14. How do you rate the instructor's enthusiasm for teaching the subject?	13	2	1	0	0	0	0		Mean: 4.75
15. How well did the instructor organize the course?	11	5	0	0	0	0	0		Mean: 4.69
16. How prepared was the instructor for class sessions?	13	2	0	1	0	0	0		Mean: 4.69
17. How do you rate the instructor's effectiveness at managing class sessions?	10	3	3	0	0	0	0		Mean: 4.44
18. How do you rate the instructor's effectiveness at facilitating online and/or in-class interactions (communication, discussions, etc.)?	9	5	2	0	0	0	0		Mean: 4.44
19. How do you rate the instructor's fairness and impartiality in the assignment of grades?	14	1	1	0	0	0	0		Mean: 4.81
20. How well did the instructor create an atmosphere that was respectful of student opinions, ideas, and differences?	15	0	1	0	0	0	0		Mean: 4.88
21. How effectively did the instructor communicate?	12	2	2	0	0	0	0		Mean: 4.63
22. How do you rate the availability of the instructor to help students outside of class?	11	3	2	0	0	0	0		Mean: 4.56
23. How do you rate this instructor?	12	3	1	0	0	0	0		Mean: 4.69
24. How do you rate the overall quality of the classroom?	9	3	4	0	0	0	0		Mean: 4.31
25. How do you rate the quality of the equipment (computers, projectors, and so on) in the classroom?	9	5	2	0	0	0	0		Mean: 4.44
26. How do you rate your class attendance in this course?	7	7	2	0	0	0	0		Mean: 4.31
27. How do you rate your level of effort in this course?	5	7	4	0	0	0	0		Mean: 4.06
28. I am majoring in the department offering this course.	Yes	No	NR						
	1	15	0						
29. I expect to receive the following grade in this course.	A	B	C	D	F	S	U	NR	
	15	0	1	0	0	0	0	0	

**ETST100 Introduction to Ethnic Studies (GT-SS3), Section 002****Instructor:** Benjamin Schrader, Instructor**College and Department:** Liberal Arts, Ethnic Studies**Term:** Fall 2016**Course Reference Number:** 73674**Enrollment:** 11**Brief Summary of Submitted Forms****Survey Forms Submitted: 10****Scale:** Excellent = 5; Above Average = 4; Average = 3; Below Average = 2; Poor = 1; NA = Not Applicable; NR = No Response

	5	4	3	2	1	NA	NR		
1. How well were the course objectives communicated to students?	5	3	2	0	0	0	0		Mean: 4.30
2. How well was the grading system communicated to students?	7	2	1	0	0	0	0		Mean: 4.60
3. How well did class sessions increase your understanding of the subject?	6	4	0	0	0	0	0		Mean: 4.60
4. How well did reading assignments increase your understanding of the subject?	4	3	2	0	0	1	0		Mean: 4.22
5. How well did other course assignments increase your understanding of the subject?	3	5	1	0	0	1	0		Mean: 4.22
6. How well did other learning resources used in this course — such as related websites, software, study guides, and media — increase your understanding of the subject?	5	3	1	0	0	1	0		Mean: 4.44
7. How well was feedback provided — such as reviews, quizzes, critiques, and homework — to help you track your progress?	4	3	3	0	0	0	0		Mean: 4.10
8. If you accessed course information through an online system — such as a website or RamCT — how do you rate the ease of finding information?	5	2	1	0	0	2	0		Mean: 4.50
9. How do you rate the clarity and completeness of instructions provided in the course for engaging in class activities and completing course work?	3	5	2	0	0	0	0		Mean: 4.10
10. How do you rate the intellectual challenge of this course?	2	4	2	2	0	0	0		Mean: 3.60
11. How do you rate this course?	6	2	2	0	0	0	0		Mean: 4.40
12. How do you rate the instructor's knowledge of the subject?	6	3	1	0	0	0	0		Mean: 4.50
13. How effectively did the instructor facilitate student learning?	4	4	1	1	0	0	0		Mean: 4.10
14. How do you rate the instructor's enthusiasm for teaching the subject?	6	2	0	0	0	0	0		Mean: 4.80
15. How well did the instructor organize the course?	4	5	1	0	0	0	0		Mean: 4.30
16. How prepared was the instructor for class sessions?	7	2	1	0	0	0	0		Mean: 4.60
17. How do you rate the instructor's effectiveness at managing class sessions?	3	5	2	0	0	0	0		Mean: 4.13
18. How do you rate the instructor's effectiveness at facilitating online and/or in-class interactions (communication, discussions, etc.)?	4	1	3	1	0	1	0		Mean: 3.89
19. How do you rate the instructor's fairness and impartiality in the assignment of grades?	6	1	1	0	0	0	0		Mean: 4.72
20. How well did the instructor create an atmosphere that was respectful of student opinions, ideas, and differences?	5	4	0	0	1	0	0		Mean: 4.20
21. How effectively did the instructor communicate?	6	1	3	0	0	0	0		Mean: 4.30
22. How do you rate the availability of the instructor to help students outside of class?	5	2	1	0	0	2	0		Mean: 4.50
23. How do you rate this instructor?	5	4	0	1	0	0	0		Mean: 4.30
24. How do you rate the overall quality of the classroom?	4	3	1	1	1	0	0		Mean: 3.80
25. How do you rate the quality of the equipment (computers, projectors, and so on) in the classroom?	5	3	1	0	1	0	0		Mean: 4.13
26. How do you rate your class attendance in this course?	9	0	1	0	0	0	0		Mean: 4.80
27. How do you rate your level of effort in this course?	7	2	1	0	0	0	0		Mean: 4.60
28. I am majoring in the department offering this course.	Yes	No	NR						
	2	6	0						
29. I expect to receive the following grade in this course.	A	B	C	D	F	S	U	NR	
	6	4	0	0	0	0	0	0	

**ETST480A4 War Theory, Section 001**  
**Instructor:** Benjamin Schrader, Instructor  
**College and Department:** Liberal Arts, Ethnic Studies  
**Term:** Spring 2017  
**Course Reference Number:** 28685  
**Enrollment:** 16

The scanned survey forms (available below as PDF files) are intended solely for viewing by the course instructor. Students and other members of the CSU community do not have access to these forms. You may, however, provide access to the survey forms to selected individuals. You can remove access to the forms at any time.

**Options:**

- [Share Forms](#)  
[Manage Access to Forms](#)

## Detailed Summary of Submitted Forms

Survey Forms Submitted: 15

1. How well were the course objectives communicated to students?

	Above Excellent	Average	Average	Below Average	Poor	Not Applicable	No Response
	12	2	1	0	0	0	0

Mean: 4.73 (1-5 scale)

2. How well was the grading system communicated to students?

	Above Excellent	Average	Average	Below Average	Poor	Not Applicable	No Response
	12	2	1	0	0	0	0

Mean: 4.73 (1-5 scale)

3. How well did class sessions increase your understanding of the subject?

	Above Excellent	Average	Average	Below Average	Poor	Not Applicable	No Response
	13	1	1	0	0	0	0

Mean: 4.80 (1-5 scale)

4. How well did reading assignments increase your understanding of the subject?

	Above Excellent	Average	Average	Below Average	Poor	Not Applicable	No Response
	8	7	0	0	0	0	0

Mean: 4.53 (1-5 scale)

5. How well did other course assignments increase your understanding of the subject?

	Above Excellent	Average	Average	Below Average	Poor	Not Applicable	No Response
	12	1	2	0	0	0	0

Mean: 4.67 (1-5 scale)

6. How well did other learning resources used in this course — such as related websites, software, study guides, and media — increase your understanding of the subject?

	Above Excellent	Average	Average	Below Average	Poor	Not Applicable	No Response
	13	0	2	0	0	0	0

Mean: 4.73 (1-5 scale)

7. How well was feedback provided — such as reviews, quizzes, critiques, and homework — to help you track your progress?

	Above Excellent	Average	Average	Below Average	Poor	Not Applicable	No Response
	12	2	0	1	0	0	0

Mean: 4.67 (1-5 scale)

8. If you accessed course information through an online system — such as a website or RamCT — how do you rate the ease of finding information?

	Above Excellent	Average	Average	Below Average	Poor	Not Applicable	No Response
	13	1	1	0	0	0	0

Mean: 4.80 (1-5 scale)

9. How do you rate the clarity and completeness of instructions provided in the course for engaging in class activities and completing course work?

	Above Excellent	Average	Average	Below Average	Poor	Not Applicable	No Response
	13	1	1	0	0	0	0

Mean: 4.80 (1-5 scale)

10. How do you rate the intellectual challenge of this course?

	Above Excellent	Average	Average	Below Average	Poor	Not Applicable	No Response
	11	3	1	0	0	0	0

Mean: 4.67 (1-5 scale)

11. How do you rate this course?

	Above Excellent	Average	Average	Below Average	Poor	Not Applicable	No Response
	13	2	0	0	0	0	0

Mean: 4.87 (1-5 scale)

12. How do you rate the instructor's knowledge of the subject?	Excellent	Above Average	Average	Below Average	Poor	Not Applicable	No Response	Mean: 4.93 (1-5 scale)
	14	1	0	0	0	0	0	
13. How effectively did the instructor facilitate student learning?	Excellent	Above Average	Average	Below Average	Poor	Not Applicable	No Response	Mean: 4.85 (1-5 scale)
	12	2	0	0	0	0	1	
14. How do you rate the instructor's enthusiasm for teaching the subject?	Excellent	Above Average	Average	Below Average	Poor	Not Applicable	No Response	Mean: 4.80 (1-5 scale)
	12	3	0	0	0	0	0	
15. How well did the instructor organize the course?	Excellent	Above Average	Average	Below Average	Poor	Not Applicable	No Response	Mean: 4.87 (1-5 scale)
	14	0	1	0	0	0	0	
16. How prepared was the instructor for class sessions?	Excellent	Above Average	Average	Below Average	Poor	Not Applicable	No Response	Mean: 4.87 (1-5 scale)
	13	2	0	0	0	0	0	
17. How do you rate the instructor's effectiveness at managing class sessions?	Excellent	Above Average	Average	Below Average	Poor	Not Applicable	No Response	Mean: 4.73 (1-5 scale)
	11	4	0	0	0	0	0	
18. How do you rate the instructor's effectiveness at facilitating online and/or in-class interactions (communication, discussions, etc.)?	Excellent	Above Average	Average	Below Average	Poor	Not Applicable	No Response	Mean: 4.80 (1-5 scale)
	12	3	0	0	0	0	0	

19. How do you rate the instructor's fairness and impartiality in the assignment of grades?	Excellent	Above Average	Average	Below Average	Poor	Not Applicable	No Response	Mean: 4.73 (1-5 scale)
	13	0	2	0	0	0	0	
20. How well did the instructor create an atmosphere that was respectful of student opinions, ideas, and differences?	Excellent	Above Average	Average	Below Average	Poor	Not Applicable	No Response	Mean: 4.60 (1-5 scale)
	10	4	1	0	0	0	0	
21. How effectively did the instructor communicate?	Excellent	Above Average	Average	Below Average	Poor	Not Applicable	No Response	Mean: 4.80 (1-5 scale)
	13	1	1	0	0	0	0	
22. How do you rate the availability of the instructor to help students outside of class?	Excellent	Above Average	Average	Below Average	Poor	Not Applicable	No Response	Mean: 4.87 (1-5 scale)
	13	2	0	0	0	0	0	
23. How do you rate this instructor?	Excellent	Above Average	Average	Below Average	Poor	Not Applicable	No Response	Mean: 4.79 (1-5 scale)
	12	1	1	0	0	0	1	



## Course Report

You are reviewing results for the following course, instructor, and academic term:

**POL5232 International Relations (CT SS1), Section 001**

**Instructor:** Benjamin Schrader, Instructor

**College and Department:** Liberal Arts, Political Science

**Term:** Spring 2017

**Course Reference Number:** L3960

**Enrollment:** 98

### Share Survey Forms

The scanned survey forms (available below as PDF files) are intended solely for viewing by the course instructor. Students and other members of the CSU community do not have access to these forms. You may, however, provide access to the survey forms to selected individuals. You can remove access to the forms at any time.

**Options:**

[Share Forms](#)


[Manage Access to Forms](#)

### Detailed Summary of Submitted Forms


Survey Forms Submitted: 76

1. How well were the course objectives communicated to students?	Excellent	Above Average	Average	Below Average	Poor	Not Applicable	No Response	Mean: 4.14 (1-5 scale)
	32	27	13	4	0	0	0	
2. How well was the grading system communicated to students?	Excellent	Above Average	Average	Below Average	Poor	Not Applicable	No Response	Mean: 4.27 (1-5 scale)
	49	20	12	0	1	0	0	
3. How well did class sessions increase your understanding of the subject?	Excellent	Above Average	Average	Below Average	Poor	Not Applicable	No Response	Mean: 4.01 (1-5 scale)
	32	23	15	2	4	0	0	
4. How well did reading assignments increase your understanding of the subject?	Excellent	Above Average	Average	Below Average	Poor	Not Applicable	No Response	Mean: 3.74 (1-5 scale)
	26	23	17	7	4	3	1	
5. How well did other course assignments increase your understanding of the subject?	Excellent	Above Average	Average	Below Average	Poor	Not Applicable	No Response	Mean: 4.29 (1-5 scale)
	32	28	8	7	1	0	0	
6. How well did other learning resources used in this course — such as related websites, software, study guides, and media — increase your understanding of the subject?	Excellent	Above Average	Average	Below Average	Poor	Not Applicable	No Response	Mean: 4.38 (1-5 scale)
	31	21	6	6	1	4	0	
7. How well was feedback provided — such as reviews, quizzes, critiques, and homework — to help you track your progress?	Excellent	Above Average	Average	Below Average	Poor	Not Applicable	No Response	Mean: 3.75 (1-5 scale)
	25	16	23	7	2	3	0	
8. If you accessed course information through an online system — such as a website or Canvas — how do you rate the ease of finding information?	Excellent	Above Average	Average	Below Average	Poor	Not Applicable	No Response	Mean: 4.32 (1-5 scale)
	31	22	9	1	8	13	0	
9. How do you rate the clarity and completeness of instructions provided in the course for engaging in class activities and completing course work?	Excellent	Above Average	Average	Below Average	Poor	Not Applicable	No Response	Mean: 4.14 (1-5 scale)
	35	18	11	7	1	0	0	
10. How do you rate the intellectual challenge of this course?	Excellent	Above Average	Average	Below Average	Poor	Not Applicable	No Response	Mean: 3.52 (1-5 scale)
	18	25	16	13	4	0	0	

11. How do you rate this course?

Excellent	Above Average	Average	Below Average	Poor	Not Applicable	No Response	Mean: 4.07 (1-5 scale)
35	23	9	6	3	0	0	


12. How do you rate the instructor's knowledge of the subject?

Excellent	Above Average	Average	Below Average	Poor	Not Applicable	No Response	Mean: 4.42 (1-5 scale)
46	21	4	5	0	0	0	


13. How effectively did the instructor facilitate student learning?

Excellent	Above Average	Average	Below Average	Poor	Not Applicable	No Response	Mean: 4.10 (1-5 scale)
39	20	10	0	1	0	0	

14. How do you rate the instructor's enthusiasm for teaching the subject?

Excellent	Above Average	Average	Below Average	Poor	Not Applicable	No Response	Mean: 4.43 (1-5 scale)
47	19	8	0	2	0	0	


15. How well did the instructor organize the course?

Excellent	Above Average	Average	Below Average	Poor	Not Applicable	No Response	Mean: 4.22 (1-5 scale)
40	20	10	4	2	0	0	

16. How prepared was the instructor for class sessions?

Excellent	Above Average	Average	Below Average	Poor	Not Applicable	No Response	Mean: 4.41 (1-5 scale)
46	18	9	3	0	0	0	

17. How do you rate the instructor's effectiveness at managing class sessions?

Excellent	Above Average	Average	Below Average	Poor	Not Applicable	No Response	Mean: 4.25 (1-5 scale)
44	14	12	5	1	0	0	

18. How do you rate the instructor's effectiveness at facilitating online and/or in-class interactions (communication, discussions, etc.)?

Excellent	Above Average	Average	Below Average	Poor	Not Applicable	No Response	Mean: 4.38 (1-5 scale)
45	17	12	2	0	0	0	

19. How do you rate the instructor's fairness and impartiality in the assignment of grades?

Excellent	Above Average	Average	Below Average	Poor	Not Applicable	No Response	Mean: 4.47 (1-5 scale)
48	17	10	1	0	0	0	

20. How well did the instructor create an atmosphere that was respectful of student opinions, ideas, and differences?

Excellent	Above Average	Average	Below Average	Poor	Not Applicable	No Response	Mean: 4.43 (1-5 scale)
49	16	7	3	1	0	0	

21. How effectively did the instructor communicate?

Excellent	Above Average	Average	Below Average	Poor	Not Applicable	No Response	Mean: 4.36 (1-5 scale)
43	19	13	0	1	0	0	

22. How do you rate the availability of the instructor to help students outside of class?

Excellent	Above Average	Average	Below Average	Poor	Not Applicable	No Response	Mean: 4.15 (1-5 scale)
31	23	16	2	0	3	1	

23. How do you rate this instructor?

Excellent	Above Average	Average	Below Average	Poor	Not Applicable	No Response	Mean: 4.32 (1-5 scale)
42	20	12	0	2	0	0	

**ETST100 Introduction to Ethnic Studies (GT-SS3), Section 002**

Instructor: Benjamin Schrader, Instructor

College and Department: Liberal Arts, Ethnic Studies

Term: Spring 2017

Course Reference Number: 26991

Enrollment: 30

The scanned survey forms (available below as PDF files) are intended solely for viewing by the course instructor. Students and other members of the CSU community do not have access to these forms. You may, however, provide access to the survey forms to selected individuals. You can remove access to the forms at any time.

**Options:**[View Forms](#)[Manage Access to Forms](#)**Detailed Summary of Submitted Forms****Survey Forms Submitted: 23**

1. How well were the course objectives communicated to students?

Excellent	Above Average	Average	Below Average	Poor	Not Applicable	No Response
18	4	0	1	0	0	0

Mean: 4.70 (1-5 scale)

2. How well was the grading system communicated to students?

Excellent	Above Average	Average	Below Average	Poor	Not Applicable	No Response
19	3	1	0	0	0	0

Mean: 4.78 (1-5 scale)

3. How well did class sessions increase your understanding of the subject?

Excellent	Above Average	Average	Below Average	Poor	Not Applicable	No Response
22	0	1	0	0	0	0

Mean: 4.91 (1-5 scale)

4. How well did reading assignments increase your understanding of the subject?

Excellent	Above Average	Average	Below Average	Poor	Not Applicable	No Response
16	5	1	0	1	0	0

Mean: 4.52 (1-5 scale)

5. How well did other course assignments increase your understanding of the subject?

Excellent	Above Average	Average	Below Average	Poor	Not Applicable	No Response
10	1	3	0	0	0	0

Mean: 4.70 (1-5 scale)

6. How well did other learning resources used in this course – such as related websites, software, study guides, and media – increase your understanding of the subject?

Excellent	Above Average	Average	Below Average	Poor	Not Applicable	No Response
17	2	2	1	0	0	0

Mean: 4.35 (1-5 scale)

7. How well was feedback provided – such as reviews, quizzes, critiques, and homework – to help you track your progress?

Excellent	Above Average	Average	Below Average	Poor	Not Applicable	No Response
17	1	4	1	0	0	0

Mean: 4.48 (1-5 scale)

8. If you accessed course information through an online system – such as a website or Blackboard – how do you rate the ease of finding information?

Excellent	Above Average	Average	Below Average	Poor	Not Applicable	No Response
16	4	2	0	0	0	1

Mean: 4.61 (1-5 scale)

9. How do you rate the clarity and completeness of instructions provided in the course for engaging in class activities and completing course work?

Excellent	Above Average	Average	Below Average	Poor	Not Applicable	No Response
18	3	2	0	0	0	0

Mean: 4.70 (1-5 scale)

10. How do you rate the intellectual challenge of this course?

Excellent	Above Average	Average	Below Average	Poor	Not Applicable	No Response
15	2	4	1	1	0	0

Mean: 4.26 (1-5 scale)

11. How do you rate this course?	<table><tr><td>Excellent</td><td>Above Average</td><td>Average</td><td>Below Average</td><td>Poor</td><td>Not Applicable</td><td>No Response</td></tr><tr><td>19</td><td>2</td><td>1</td><td>1</td><td>0</td><td>0</td><td>0</td></tr></table>	Excellent	Above Average	Average	Below Average	Poor	Not Applicable	No Response	19	2	1	1	0	0	0	Mean: 4.70 (1-5 scale) <div></div>
Excellent	Above Average	Average	Below Average	Poor	Not Applicable	No Response										
19	2	1	1	0	0	0										
12. How do you rate the instructor's knowledge of the subject?	<table><tr><td>Excellent</td><td>Above Average</td><td>Average</td><td>Below Average</td><td>Poor</td><td>Not Applicable</td><td>No Response</td></tr><tr><td>21</td><td>1</td><td>0</td><td>1</td><td>0</td><td>0</td><td>0</td></tr></table>	Excellent	Above Average	Average	Below Average	Poor	Not Applicable	No Response	21	1	0	1	0	0	0	Mean: 4.83 (1-5 scale) <div></div>
Excellent	Above Average	Average	Below Average	Poor	Not Applicable	No Response										
21	1	0	1	0	0	0										
13. How effectively did the instructor facilitate student learning?	<table><tr><td>Excellent</td><td>Above Average</td><td>Average</td><td>Below Average</td><td>Poor</td><td>Not Applicable</td><td>No Response</td></tr><tr><td>19</td><td>1</td><td>0</td><td>1</td><td>0</td><td>0</td><td>0</td></tr></table>	Excellent	Above Average	Average	Below Average	Poor	Not Applicable	No Response	19	1	0	1	0	0	0	Mean: 4.74 (1-5 scale) <div></div>
Excellent	Above Average	Average	Below Average	Poor	Not Applicable	No Response										
19	1	0	1	0	0	0										
14. How do you rate the instructor's enthusiasm for teaching the subject?	<table><tr><td>Excellent</td><td>Above Average</td><td>Average</td><td>Below Average</td><td>Poor</td><td>Not Applicable</td><td>No Response</td></tr><tr><td>22</td><td>0</td><td>0</td><td>1</td><td>0</td><td>0</td><td>0</td></tr></table>	Excellent	Above Average	Average	Below Average	Poor	Not Applicable	No Response	22	0	0	1	0	0	0	Mean: 4.87 (1-5 scale) <div></div>
Excellent	Above Average	Average	Below Average	Poor	Not Applicable	No Response										
22	0	0	1	0	0	0										
15. How well did the instructor organize the course?	<table><tr><td>Excellent</td><td>Above Average</td><td>Average</td><td>Below Average</td><td>Poor</td><td>Not Applicable</td><td>No Response</td></tr><tr><td>19</td><td>4</td><td>0</td><td>0</td><td>1</td><td>0</td><td>0</td></tr></table>	Excellent	Above Average	Average	Below Average	Poor	Not Applicable	No Response	19	4	0	0	1	0	0	Mean: 4.65 (1-5 scale) <div></div>
Excellent	Above Average	Average	Below Average	Poor	Not Applicable	No Response										
19	4	0	0	1	0	0										
16. How prepared was the instructor for class sessions?	<table><tr><td>Excellent</td><td>Above Average</td><td>Average</td><td>Below Average</td><td>Poor</td><td>Not Applicable</td><td>No Response</td></tr><tr><td>19</td><td>1</td><td>0</td><td>0</td><td>1</td><td>0</td><td>0</td></tr></table>	Excellent	Above Average	Average	Below Average	Poor	Not Applicable	No Response	19	1	0	0	1	0	0	Mean: 4.70 (1-5 scale) <div></div>
Excellent	Above Average	Average	Below Average	Poor	Not Applicable	No Response										
19	1	0	0	1	0	0										
17. How do you rate the instructor's effectiveness at managing class sessions?	<table><tr><td>Excellent</td><td>Above Average</td><td>Average</td><td>Below Average</td><td>Poor</td><td>Not Applicable</td><td>No Response</td></tr><tr><td>20</td><td>1</td><td>1</td><td>0</td><td>0</td><td>0</td><td>0</td></tr></table>	Excellent	Above Average	Average	Below Average	Poor	Not Applicable	No Response	20	1	1	0	0	0	0	Mean: 4.83 (1-5 scale) <div></div>
Excellent	Above Average	Average	Below Average	Poor	Not Applicable	No Response										
20	1	1	0	0	0	0										

18. How do you rate the instructor's effectiveness at facilitating online and/or in-class interactions (communication, discussions, etc.)?	<table><tr><td>Excellent</td><td>Above Average</td><td>Average</td><td>Below Average</td><td>Poor</td><td>Not Applicable</td><td>No Response</td></tr><tr><td>19</td><td>3</td><td>0</td><td>1</td><td>0</td><td>0</td><td>0</td></tr></table>	Excellent	Above Average	Average	Below Average	Poor	Not Applicable	No Response	19	3	0	1	0	0	0	Mean: 4.74 (1-5 scale)
Excellent	Above Average	Average	Below Average	Poor	Not Applicable	No Response										
19	3	0	1	0	0	0										
19. How do you rate the instructor's fairness and impartiality in the assignment of grades?	<table><tr><td>Excellent</td><td>Above Average</td><td>Average</td><td>Below Average</td><td>Poor</td><td>Not Applicable</td><td>No Response</td></tr><tr><td>19</td><td>3</td><td>0</td><td>0</td><td>1</td><td>0</td><td>0</td></tr></table>	Excellent	Above Average	Average	Below Average	Poor	Not Applicable	No Response	19	3	0	0	1	0	0	Mean: 4.70 (1-5 scale)
Excellent	Above Average	Average	Below Average	Poor	Not Applicable	No Response										
19	3	0	0	1	0	0										
20. How well did the instructor create an atmosphere that was respectful of student opinions, ideas, and differences?	<table><tr><td>Excellent</td><td>Above Average</td><td>Average</td><td>Below Average</td><td>Poor</td><td>Not Applicable</td><td>No Response</td></tr><tr><td>19</td><td>3</td><td>0</td><td>0</td><td>1</td><td>0</td><td>0</td></tr></table>	Excellent	Above Average	Average	Below Average	Poor	Not Applicable	No Response	19	3	0	0	1	0	0	Mean: 4.70 (1-5 scale)
Excellent	Above Average	Average	Below Average	Poor	Not Applicable	No Response										
19	3	0	0	1	0	0										
21. How effectively did the instructor communicate?	<table><tr><td>Excellent</td><td>Above Average</td><td>Average</td><td>Below Average</td><td>Poor</td><td>Not Applicable</td><td>No Response</td></tr><tr><td>21</td><td>1</td><td>0</td><td>1</td><td>0</td><td>0</td><td>0</td></tr></table>	Excellent	Above Average	Average	Below Average	Poor	Not Applicable	No Response	21	1	0	1	0	0	0	Mean: 4.83 (1-5 scale)
Excellent	Above Average	Average	Below Average	Poor	Not Applicable	No Response										
21	1	0	1	0	0	0										
22. How do you rate the availability of the instructor to help students outside of class?	<table><tr><td>Excellent</td><td>Above Average</td><td>Average</td><td>Below Average</td><td>Poor</td><td>Not Applicable</td><td>No Response</td></tr><tr><td>10</td><td>2</td><td>2</td><td>0</td><td>1</td><td>0</td><td>0</td></tr></table>	Excellent	Above Average	Average	Below Average	Poor	Not Applicable	No Response	10	2	2	0	1	0	0	Mean: 4.57 (1-5 scale)
Excellent	Above Average	Average	Below Average	Poor	Not Applicable	No Response										
10	2	2	0	1	0	0										
23. How do you rate this instructor?	<table><tr><td>Excellent</td><td>Above Average</td><td>Average</td><td>Below Average</td><td>Poor</td><td>Not Applicable</td><td>No Response</td></tr><tr><td>20</td><td>2</td><td>0</td><td>0</td><td>1</td><td>0</td><td>0</td></tr></table>	Excellent	Above Average	Average	Below Average	Poor	Not Applicable	No Response	20	2	0	0	1	0	0	Mean: 4.76 (1-5 scale)
Excellent	Above Average	Average	Below Average	Poor	Not Applicable	No Response										
20	2	0	0	1	0	0										



### **Selected Comments from POLS 421: Contemporary Political Theory**

-Dr. Schrader has a lot of knowledge of political theory! I came into this class hesitant of all the difficult readings because I had little to no exposure to theory prior to this class. I learned so much, both from the lectures and the readings. This class is constructed well and I'm glad I got to take it with Dr. Schrader.

-This is by far the greatest class I have taken at CSU... This class was taught extremely well and there was less political bias than any other class I've taken and also more emphasis on ontological framing, which can make philosophers of everyone. Awesome class.

-This course was challenging but I really enjoyed it. Schrader is a very informative professor and he created a safe place for ALL students to learn and express their opinions.

-The readings were complicated, but class sessions made them much more clear. The topics were very interesting and thought provoking to the point that I have conversations with my peers about the deeper implications of what I learned. Great class, I enjoyed it!

### **Selected Comments from ETST 480A4: War Theory**

-Best teacher I've had in my college career. Critical, informative, and always intriguing content. Not only that but the style of teaching is very good. The pedagogical problems that often occurs in a university space does not persist here. Ben should be used as a model for future teaching.

-I absolutely love this course and every course offered by Ben. I really think he has taught me things that you can't always learn in a classroom. I think this course has challenged me to think critically about topics regarding war & polite, and Ben did a great job facilitating that.

-Ben was always knowledgeable, productive, prepared, and a likable professor. This semester he always introduced me to new topics & challenged me to read more and never be satisfied with what I think I know.

-Ben is a teacher unlike most, as this is the third class I've taken from him. I wish I could take more. He has the educational understanding as well as personal experience to connect class material to real life. He is creative and intellectual, and a great teacher.

-Ben is and has been nothing but passionate about the courses he teaches at CSU. He has been incredibly gracious in working with me during some pretty difficult times. He truly wants his students to succeed as well as develop a genuine understanding of what he is teaching.

### **Selected Comments from ETST 400: Racial Formations**

-Was enthusiastic and very knowledgeable.

-Ben was a great instructor. He was always willing and there to help... Overall a great class that was very informative and challenging.

-This class was incredibly challenging for me personally, and I was forced out of my comfort zone each day. I appreciate your willingness to work with me and encouraging me to speak up in class, even though I had

nothing valuable to contribute. I'm grateful for this challenging experience as I know it will help me in the future. Thanks for facilitating a great class.

-Well planned & executed course, much better than expected.

### **Selected Comments from ETST 380 A2: War, Militarism, & GI Resistance**

-Ben is a fantastic teacher who does a great job of encouraging students to think for themselves and also to challenge those thoughts. The class opened my eyes to many facets of America's interactions abroad and domestically and made me change my perspectives on the way we wage war.

-This was a course like no other here at CSU. I learned more in this class and took more away from this class than I have from a lot of other courses. Ben was knowledgeable and enthusiastic about what he was teaching! This is a class I would recommend to anyone willing to learn more about this subject.

- I highly enjoyed this course. I learned a lot of useful information and appreciated our instructor immensely.

- I liked the variety of readings, it kept things interesting.

-I really enjoyed this class. I was hesitant to begin with because it was different than what I thought it would be but growing up in a conservative household, and still being pretty conservative, it was nice to see a

different perspective and engage in discussions that were out of my comfort zone. Overall, it was a really great class and I enjoyed Dr. Schrader.

- Loved the class. It exceeded my expectations. I really loved how we explored subjects like identity, militarism, structural violence, neoliberalism, and environmental violence.

- I appreciate Ben's passion for the subject matter... this has been my favorite class this semester and I have learned a lot. I love the discussions in class and as an extrovert who externally processes they have been very helpful... I wish there was more time in this class to learn more and cover more topics. Overall I have really appreciated this class and loved the learning process!!!

- Being an etst minor and taking many courses, I think the structure of the course was done well. The individuals that are very pro-war or military personnel seemed to be the same as the white male patriarchal individuals that are reluctant to believe or internalize the idea that they have privilege in a different etst course or carry that into life. Yes their opinion matters, but this is not a prelaw or political science course, it's etst and you stuck with that.

- One of the best courses I have taken at CSU!

- I enjoyed this course. It gave me a better understanding about the costs of war that are usually left invisible to society. I found this course to be beneficial with my studies in Ethnic Studies.

### **Selected Comments from ETST 380A4: Perspectives From War**

-This has been the best class I've ever taken at CSU. I learned so much and felt like I left everyday feeling impacted.

-Thank you for putting so much effort into this course and showing us how important this information is. It was clear that you cared both for your students and the course material. You are a wonderful professor and I really appreciate you as a human.

-I really enjoyed this class. I learned so much about the effects of war that I couldn't have analyzed in other classes. I loved having you as a professor, you are easily the coolest teacher ever. I love how you work with students and understand the difficulties they might be having.

-I would recommend this class to anyone and everyone. One of the best classes I've ever taken.

-Really enjoyed the class. I felt that we were given a great opportunity to learn with a professor that has first hand experience with the subject.

-Honestly this class has changed my views on the world in which I live more than any other. Also this should be a required class for every student.

-Professor Schrader did a fantastic job, one of the best courses I have taken; if not the most engaging. He has first hand experience of what he discusses, which adds a lot of credibility.

-The reason I liked this professor so much is because he was prepared. Every class he knew what to do and was ready. I have never seen a professor so ready to go. Plus he is a really helpful guy.

-Wonderful class. You have a ton of knowledge on this subject and you are passionate about teaching it. I love that you use different media formats to teach rather than just lecturing. Thank you.

### **Selected Comments from ETST 100: Introduction to Ethnic Studies**

-I really enjoyed having him as a teacher and I loved how passionate he was about the subject. I also thought it was smart that he was able to recognize his privilege as a white male while still teaching this class.

-Ben is very understanding and fair. Sometimes biased, but knowledgeable and an overall great class.

- This class was really informative and eye opening.

- I think Schrader is passionate about the topic. In an intro course, I feel that he did a good job facilitating discussion.

- I was quite surprised about the content taught in this course. I had no idea my ideas, thoughts, and actions would change as a result of this class. I would recommend this class to anybody because it brings new insight into forgotten issues.

-I truly did enjoy this class. It's refreshing to have a professor who gets the prominent issues in my life.

- I think that you did a great job teaching the course, and you know what you were talking about.

- Overall fantastic class. You have continued to keep me interested in the subject of Ethnic Studies. I wish the class size was smaller to make discussions easier/more comfortable.

- I liked the discussions in class. They let me get more perspectives and a better understanding on topics.